

The background of the cover is a photograph of a dry, hilly landscape under a clear blue sky. In the foreground, there is a large, diagonal graphic element consisting of two overlapping triangles: a darker brown one on top and a lighter tan one below it. The text is overlaid on these triangles and the background. 

# Alara

Resources

**2020**

---

**ANNUAL REPORT**



**Saudi Arabia**

**Oman**

**With our first copper mining licence in hand, the Company is officially advancing from mineral exploration, to mine development and copper concentrate production.**

# Alara Resources Limited

## Mission Statement

Our mission is to increase shareholder value as a leading developer of mineral deposits and a mineral producer in the Middle East Region

## Core Values



### Excellence

We continue to strive for improvement and in all aspects of our business and ensure our employees and business partners share this commitment.



### Respect

Alara shows consideration for its employees, business partners, service providers, governments, communities, and the physical environment in which it operates.



### Integrity

Alara operates with transparency, honesty and accountability across all levels of business.

## Contents

2	Managing Director's Letter
4	Projects Overview
23	Board of Directors
25	Management Support Team
31	Directors' Report
48	Independent Auditor's Declaration
49	Consolidated Statement of Profit of Loss and other Comprehensive Income
50	Consolidated Statement of Financial Position
51	Consolidated Statement of Changes in Equity
52	Consolidated Statement of Cash Flows
53	Notes to the Financial Statements
72	Directors' Declaration
73	Independent Auditor's Report
77	JORC Competent Persons Statements
79	Securities Information
80	Corporate Directory

## Managing Director's Letter



I thank Shareholders for their trust and faith in Alara Resources this year as it addresses the unprecedented challenges posed by the global Covid-19 pandemic, and continues its journey to become a copper miner in Sultanate of Oman. AHRL LLC (AHRL) in Oman is set to re-ignite the country's copper industry with a new open-cut mine and processing plant to produce copper concentrate.

In January, the Sultanate of Oman mourned the passing of the Sultan Qaboos bin Said al-Said. Sultan Qaboos was a visionary leader, who led exceptional economic progress in Oman, while maintaining stability, tolerance, and temperance in the Sultanate. Soon after this tragic event, the world witnessed the succession of the Middle East's longest-serving Monarch to HM Sayyid Haitham bin Tariq al-Said, as new Sultan of the nation. The smooth and prompt transition of leadership preserved the promise of ongoing stability for Oman and its ongoing renaissance under the new leadership of Sultan Haitham.

The Company has held its course in achieving key milestones over the last twelve months. In February and March, Alara's 51% owned JV company AHRL LLC (**AHRL**) accepted project finance offers from Bank Nizwa and Alizz Islamic Bank of Oman. These banks are providing a 20m Omani Rial (**OMR**) (~AUD \$80m) club loan to support AHRL's procurement and construction of a 1mtpa copper processing plant, associated infrastructure and mine development at the Wash-hi Majaza project.

Due to issues with the initially proposed EP contractor and amidst rising uncertainties around filling that role given global pandemic restrictions, the Company and its JV partners adopted a modified development strategy. Under this strategy, the owner will have greater involvement in project management, under the supervision of an experienced project management consultant. The revised strategy has several advantages, including better procurement and project management

1. Alara's ASX Announcement dated 24 January 2017 contains the information required by ASX Listing Rule (LR) 5.16 regarding the stated production target. All material assumptions underpinning the production target as announced on that date continue to apply and have not materially changed.

2. Refer to ASX Quarterly Activities Report for the three months ended 30 June 2020.



controls, drawing on the strengths of Alara's partners and more robust coordination. This strategy is already proving to be the best option for delivering the Wash-hi Majaza project.

AHRL has strengthened its team, with the appointment of a CEO and several other key positions filled.

Alara Resources LLC (**ARL**) has completed metallurgical drilling for AHRL and submitted samples for tests to support project engineering and plant design. As a service provider, ARL continues to bid for other drilling contract opportunities elsewhere in Oman.

Aligning its approach toward recently announced structural reforms in key Omani Ministries, and availing itself of excellent support provided by the Government's Implementation Support and Follow-up Unit (ISFU) and the Program for Enhancing Economic Development (Tanfeedh) Alara continues to advance toward copper production, scheduled for early 2022.

The Company continues to explore the best options for its strategy of copper resource consolidation in Oman, the development of new mines in its Daris tenements and exploration of the Block 8 license.

In Saudi Arabia, the mining sector aims to be the third pillar of industry by 2030, using the wealth of mineral resources to attract local and global investment. The Company continues to keep all its commercial options open to benefit from any opportunity to re-activate the Khnaiguiyah Zinc-Copper project in that country.

A cautious story of copper and gold price recovery has been notable during the pandemic, as both metals made up all lost ground on strong fundamentals. Copper demand continues to be robust, while supply is being challenged by Covid-19. We at Alara remain firm believers in a copper price uptrend.

Alara underwent a change in its Board and management structure, which are now more suitably aligned for the execution of the Wash-hi Majaza project through to production. Amidst ongoing global and internal changes, and guided by new Chairman Mr. Stephen Gethin, the Company continues to grow from strength to strength, a trend which is set to continue.

I look forward to sharing key project construction updates and milestones with you throughout the coming year.



Atmavireswar Sthapak  
Managing Director

## Projects overview

### Oman

#### Sultanate of Oman and Copper

Since its discovery c.8000 years ago, copper has remained a key element in the development of communities, cities and countries around the world.

Global copper consumption has increased significantly over the last century and has grown at an average rate of 3% p.a. over the past 20 years. This growth is set to continue, with projected growth in electricity infrastructure, digital communications, electric vehicles and other renewable energy technologies. A consensus of supply and demand forecasts demonstrate solid support for copper prices through to 2030.

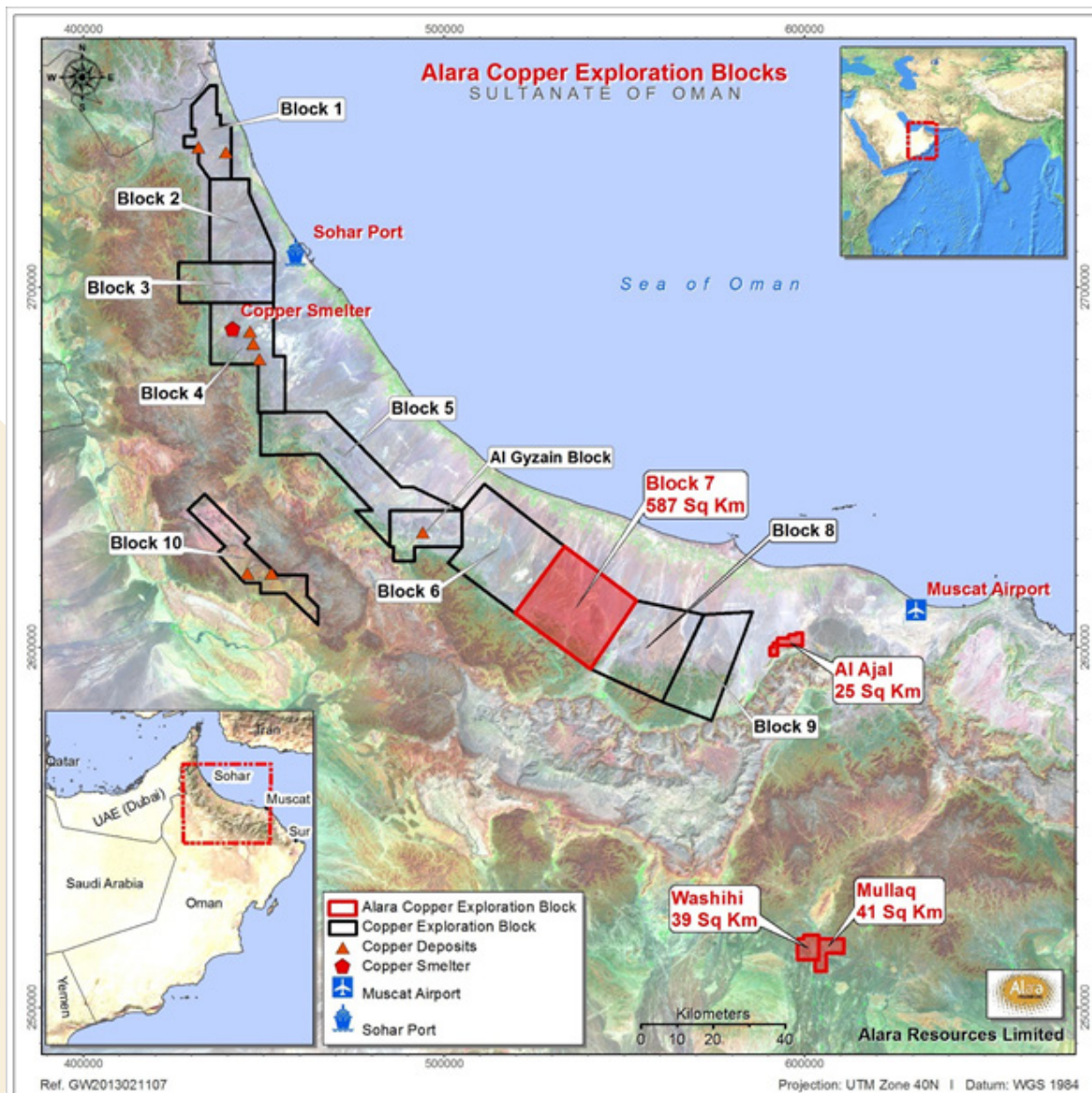
The Sultanate of Oman contains some of the most exciting geology anywhere on Earth, yet it is largely underexplored. Most of the country is covered by desert, while the northern Oman mountains expose some of the best-preserved ophiolitic rocks in the world. Oman's mining history dates back millennia, to a time when copper was mined there and traded throughout the known world. The country was then known as "Majan" or "the land of copper".

Copper production in Oman restarted in recent decades, however a temporary halt on new mining licences was imposed in 2014. With the Government now focused on economic diversification, the Public Authority for Mining (**PAM**) is again issuing new mining licences, with AHRL being the first company to receive a copper mining licence since 2004. PAM plans to reignite the copper sector in Oman, with more copper projects set to follow.

Currently, Oman's main actively mined minerals include chromite, dolomite, limestone, gypsum, silicon and iron. Gold and copper will soon be added to this list, with attendant downstream industrial projects to further boost the mineral sector's contribution to the nation's GDP.

Recognising its huge mineral wealth potential, the Sultanate is now actively promoting the development of its mining industry as one of its top four revenue generating sectors. Key developments include the reorganization of the Public Authority for Mining (**PAM**) in 2014, the establishment of Mineral Development of Oman (MDO) in 2016, the inclusion of mining under Implementation Support & Follow-up Unit (**ISFU**) of Tanfeedh in 2017 and the promulgation of a new Mining Law in 2018. These developments demonstrate the country's commitment to assisting the mining sector become one of the major non-petroleum revenue sources for the nation.

AHRL LLC (AHRL) – a joint venture between Alara Resources (51%), and Omani conglomerates Al Hadeetha Investment Services LLC (**AHIS**) (30%) and Al Tasnim Infrastructure LLC (**Al Tasnim**) (19%) – is the first international JV company to be awarded a mining license for copper in Oman. Alara has joint venture interests in a total of five copper-gold exploration licenses in Oman, extending over 1186km<sup>2</sup>. In addition, Alara has a 51% interest (via its shareholding in **AHRL**) in the Al Hadeetha Mining License at Wash-hi Majaza covering 3km<sup>2</sup>, within the Wash-hi Exploration License, and four other mining license applications pending for grant, totaling 7km<sup>2</sup>. The next figure shows the locations of all exploration licenses in Oman, including Alara's JV license areas. Alara also has another 10 (base and precious metals) exploration license applications, totalling 2,677km<sup>2</sup>, pending grant in Oman.



Oman Copper Block & Alara JV Exploration Licenses in Oman

Alara also has another 10 (base and precious metals) exploration license applications pending grant, totaling 2,677km<sup>2</sup> in Oman.



## Alara Oman Copper Portfolio

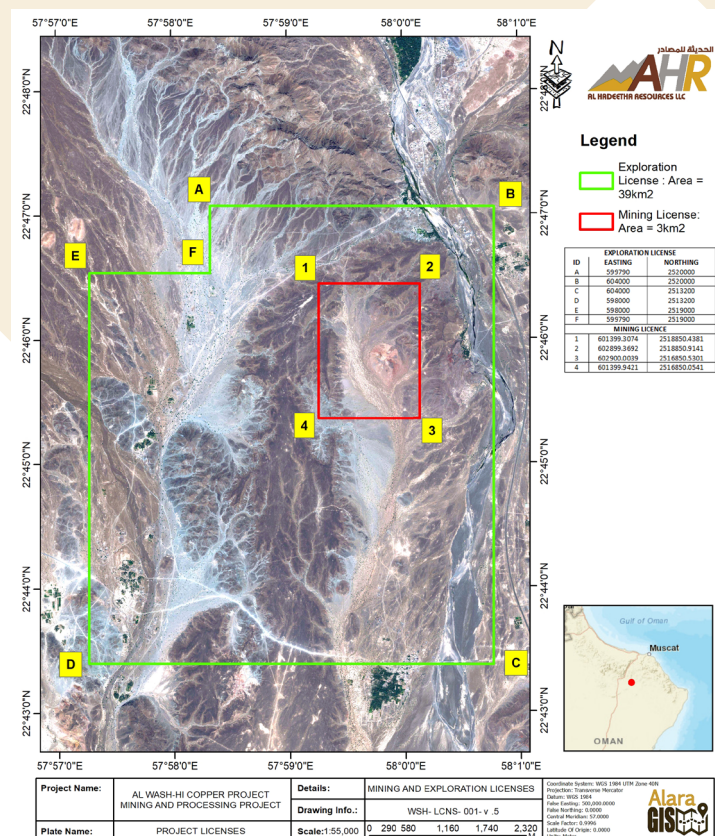
### Al Hadeetha Resources LLC Projects

Alara's JV partner in AHRL, AHIS, is part of the well-known Omani conglomerate Al Naba Services group, owned by Sayyid Khalid bin Hamed Al Busaidi and his family. The owners Alara's other JV partner, Al Tasnim, represent the Al Turki group, one of the largest construction and infrastructure companies in Oman. The AHRL JV was formed in 2011 by Alara and AHIS for the purpose of exploring and developing the Wash-hi, Mullaq and Al Ajal copper-gold concessions and the surrounding regions. Al Tasnim joined the JV in 2018. Since 2011, Alara-led exploration in these areas has identified copper resources. Mining license applications have been submitted within each exploration license area. The below provides the status of all Al Hadeetha JV licenses, together forming the Al Hadeetha Copper Project (also known as the Wash-hi Project).

Block/License			Exploration Licenses					Mining License within ELs		
Name	License owner	Alara share	Area	Date of Grant	Expiry Date	Renewal applied for	Status	Area	Date of Application	Status
Wadi Andam	AHRL	51%	39km <sup>2</sup>	Jan 2008	Jan 2016	May 2018	Deemed granted	3km <sup>2</sup>	April 2013	Granted 2018
Mullaq	AHRL	51%	41km <sup>2</sup>	Oct 2009	Oct 2016	April 2018	In process	1km <sup>2</sup>	Jan 2013	In process
Al Ajal	AHRL	51%	25km <sup>2</sup>	Jan 2008	Jan 2016	April 2018	In process	1.5km <sup>2</sup>	Jan 2013	In process

#### Al Hadeetha JV licenses

The Wash-hi Majaza copper deposit lies within Wash-hi Exploration License, approximately 160 kilometers south-east of Muscat via a sealed road. It is distinguished by a gossan, which forms an isolated but conspicuous hill in the centre of a gravel plain.



Wash-hi Exploration License and Washi-hi Majaza Mining License





Wash-hi Majaza project site with ARL drilling rig in operation.

AHRL conducted extensive copper-gold exploration programs in the license area, resulting in the discovery of a large copper deposit at Wash-hi Majaza. A subsequent feasibility study supported development of an open mine pit and construction of 1 mtpa copper concentration plant. In June 2018 AHRL secured its first Mining License and commenced the process of mine development. Resource and reserve statements are provided in Tables 2 and 3 below.

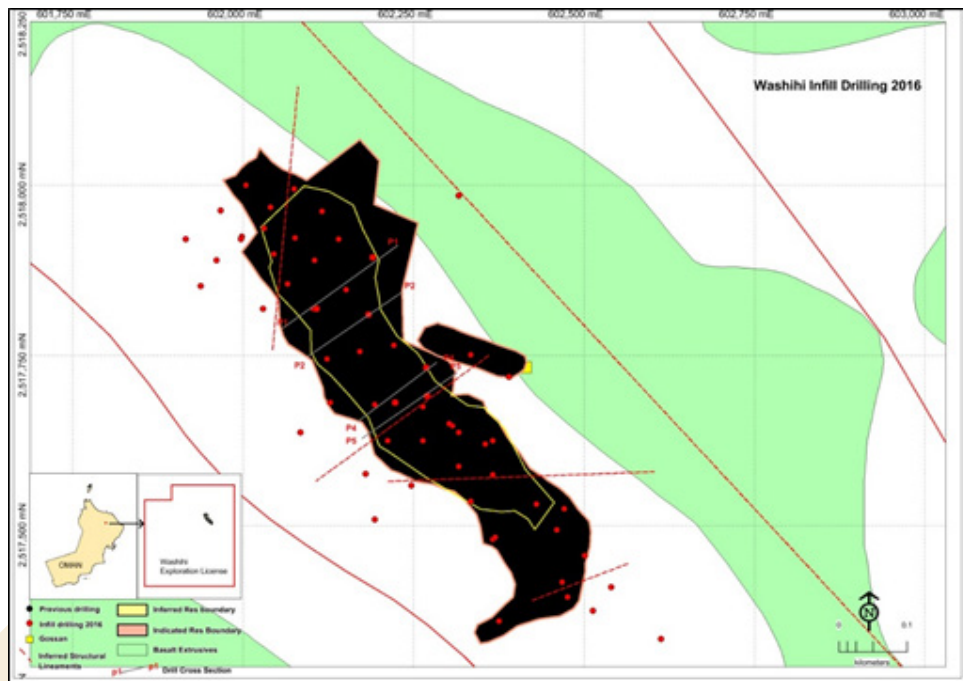
Mineralisation in the gossan was also identified (JORC Inferred Resource of 0.31MT @ 0.51g/t Au) outside the main ore body.

Resource	Tonnes (m)	Cu %
Indicated	12.4	0.89
Inferred	3.7	0.79
<b>Total</b>	<b>16.1</b>	<b>0.87</b>

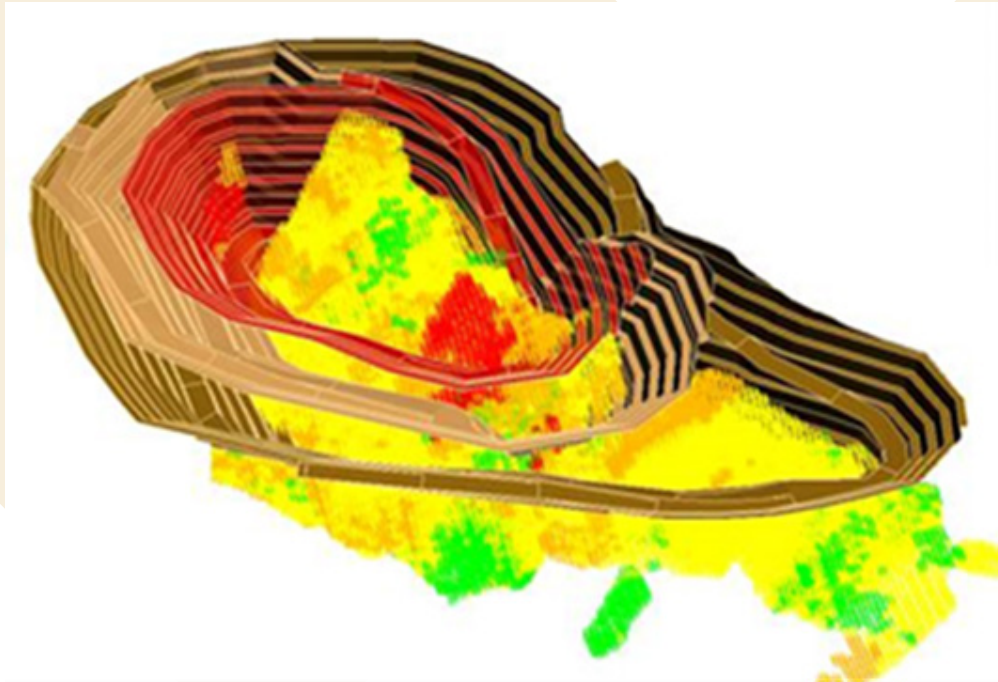
Mineral Resources summary - 0.25% Cu Cut-off

JORC Category	Tonnes (m)	Cu %	Au g/t
Probable Reserve	9.70	0.88	0.22

Ore Reserve statement



Wash-hi Majaza copper deposit outline



Wash-hi Majaza pit stages schematic

## Wash-hi Majaza Copper Project Development

Alara is developing a 1mtpa copper concentration plant at the Wash-hi Majaza mining licence site. Due to issues with the EP contractor which the AHRL JV initially proposed to use, and amidst COVID-19 caused challenges in filling that role, including airport closures, travel restrictions, shipping delays and similar issues affecting appointment of an EP contractor, AHRL decided upon a modified project development strategy. AHRL opted for a mix of an E + PMC strategy for the

6 Alara's ASX Announcement dated 24 January 2017 contains the information required by ASX Listing Rule (LR) 5.16 regarding the stated production target. All material assumptions underpinning the production target as announced on that date continue to apply and have not materially changed

process plant construction and an EPC strategy for the construction of the remainder of the project infrastructure, under the supervision of an experienced project management consultant, Progesys International LLC. Under this strategy, AHRL as project owner will have greater involvement in project management.

The revised strategy has several advantages, including better procurement and project management controls; drawing on the strengths of Alara's partners and more robust coordination.

### Key Strategy Benefits

- More focussed implementation process
- Most widely adopted project execution strategy across the globe
- Better owner control over procurement and selection of equipment suppliers
- Involvement of external PM Contractor from design to commissioning

### Scope of Works

#### PM Contractor Services

The Project Management Contractor (PM Contractor) will be responsible for the following:

- Project management
- Project controls and reporting
- Engineering
- Procurement management
- Construction management
- Commissioning supervision

#### Project Management

- Development and management of overall project implementation
- Management of consultants, contractors and suppliers
- Preparing contract scope of work documents
- Document control
- Client reporting

#### Project Controls

- Development and maintenance of project schedule and Gantt charts for design, procurement and construction
- Development and maintenance of project cost control system, including budget and actual and forecast cost during construction
- Change control management during design and construction
- Receipt, review and processing of supplier and contractor claims and invoices
- Issue of payment certificates to AHRL for invoice payment

#### Procurement Management

- Prequalification of bid lists
- Development of procurement requests for expression of interest and bidder lists
- Developing and maintaining records and status of tenders and awards
- Tender technical and commercial evaluation and recommendation
- Clarification, negotiation and recommendation for award of orders on behalf of the Company
- Expediting vendor data, vendor data review and feedback
- Expediting progress of supply
- Quality inspection services
- Logistics management
- Contract management and variation control for site works

### Construction Management

The Construction Management Plan will address the following:

- contractor mobilisation
- contractor HSE plans
- contractor reporting
- client and contractor site meetings
- co-ordination with operations activities
- co-ordination between contractors
- quality assurance on behalf of AHRL, including contractor and supplier non-conformance and concession request management
- site technical queries and field engineering
- site HSE management, auditing and reporting
- site industrial relations
- coordination of emergency evacuation procedures
- goods receipt and issuing to contractor care and custody

### Scope of Engineering Contractor

DSA Engineers, a major Indian engineering company, has been appointed as the Engineering Contractor. This contractor will carry out the detailed design for the Project infrastructure, which will include the following:

- detailed design and drafting for the project in the following disciplines:
  - o process
  - o mechanical
  - o civil
  - o structural
  - o architectural
  - o piping
  - o electrical
  - o instrumentation
- developing and maintaining datasheets, mechanical and electrical equipment, piping and instrument lists
- performing calculations as required
- developing technical specifications and standards for the project
- coordinating design reviews and verification
- liaising with vendors and incorporating vendor data into the overall design
- conducting hazards, risks and operability assessments
- supporting client, supplier, contractor and construction needs with technical query resolution and field engineering support.

### Procurement and Contracting Plan

The PM Contractor will develop a Procurement and Contracting Plan. The plan will include a procurement schedule and detail any interfaces between different suppliers. Procurement will be based on engineering datasheets furnished by the PM Contractor and will be done in-house by the AHRL and Al Tasnim procurement teams.



## Long-Lead Equipment

The long-lead equipment items required for the project are listed in the table below.

Equipment/Package	Lead time <sup>3</sup> (months)
Mill Packages	10
Crusher Package	6
Flotation Package	6
Thickener Package	6
Filter Package	5
Apron Feeder & Conveyors	6
Pump Packages	6
Agitator Package	4
Water pipelines	6
Reagent Package	4
Air compressor Package	5
Electrical Package	8
Instrumentation Package	8

Long-lead items

## Inspection and Expediting

The PM Contractor will directly perform or engage consultants to:

- expedite information, material supply and fabrication progress, and
- undertake planned quality inspection and witnessing.

These activities are necessary to ensure the quantity, quality and timely delivery of information to facilitate design and construction of equipment prior to dispatch to site.

## Logistics and Transport Planning

Equipment items will be sourced from India and other countries. Similarly, fabricated items, such as steelwork and plate work, may be procured within India or fabricated in Oman.

The PM Contractor will engage a specialist logistics contractor to assist with planning the most effective means of coordinating deliveries to site. The logistics contractor will provide detailed reporting of materials movement and manage all clearances and communications directly between shipping, haulage agents and vendors.

## Construction Plan

The complete site construction works will be carried by the nominated site contractor and Al Tasnim Group, as per the approved, final RFC drawings, under the strict monitoring and quality control by the PM Contractor's supervising engineers. The scope for the contracted construction works is:

- Total site management
- Construction of roads and drainage
- Construction of site accommodation facilities, other infrastructure facilities and tailings dam
- Construction of the process plant
- Construction labour
- Construction ablutions
- Construction communications and progress reporting
- Construction waste disposal

## Commissioning

The PM Contractor will commission the plant in conjunction with OEM personnel to bring the plant and ancillary facilities into operation. A detailed commissioning plan will be presented by the PM Contractor and HAZOP Study will be carried out on the presented plan.

A detailed ramp-up plan will be presented by the PM Contractor for the mining and process operations.

## Training

### Operating Procedures

The PM Contractor will develop a Process Design Basis and Plant Control Philosophy based on the process, equipment selected, extent of duty and standby equipment provisions, and preferences on operating and maintenance philosophies.

It will be the PM Contractor's responsibility to develop Standard Operating Procedures (SOPs) for the operational phase of the project.

### Process Plant Operator Training

Process plant operator training will commence prior to commissioning of the plant and will be conducted by the PM Contractor with assistance from the OEM Engineers.

AHRL is responsible for the training of plant operators and will be assisted in this by the PM Contractor where applicable.

The plant operators will form part of the commissioning team and will work closely with AHRL operations personnel, the Contractor and equipment vendors.

## Project Developments - Other

### Mining Contractor

A preliminary commercial agreement has been reached between AHRL and Alara Resources LLC (ARL) with the issuance of letter of intent to ARL for the mining contract, with final contract award expected to follow.

### Project Water Supply

For project water supply two options are available.

- from a sewage treatment plant (STP) located in Mudhaibi (25km from the Project site). Pipeline route previously surveyed and approved by authorities, or
- from Nzawa STP (80km from Project site). This option is being evaluated for any issues around the capacity of the Mudhaibi STP, which may not meet all project requirements.

### Project Power supply

As with water, alternate power supply options are also being considered, while more accurate estimates of power requirements are awaited from project engineering. Earlier, a consultant was engaged to conduct a survey and finalise the route of power lines between the Project site and Mazoon feeder stations located about 5 km away at Khadra village. The Khadra feeder can supply power up to a certain limit. In case Project power requirements exceed the feeder capacity, the power supply route may be changed to Sinaw.

## Project Finance

AHRL agreed to proceed with project finance offers from local Omani banks:

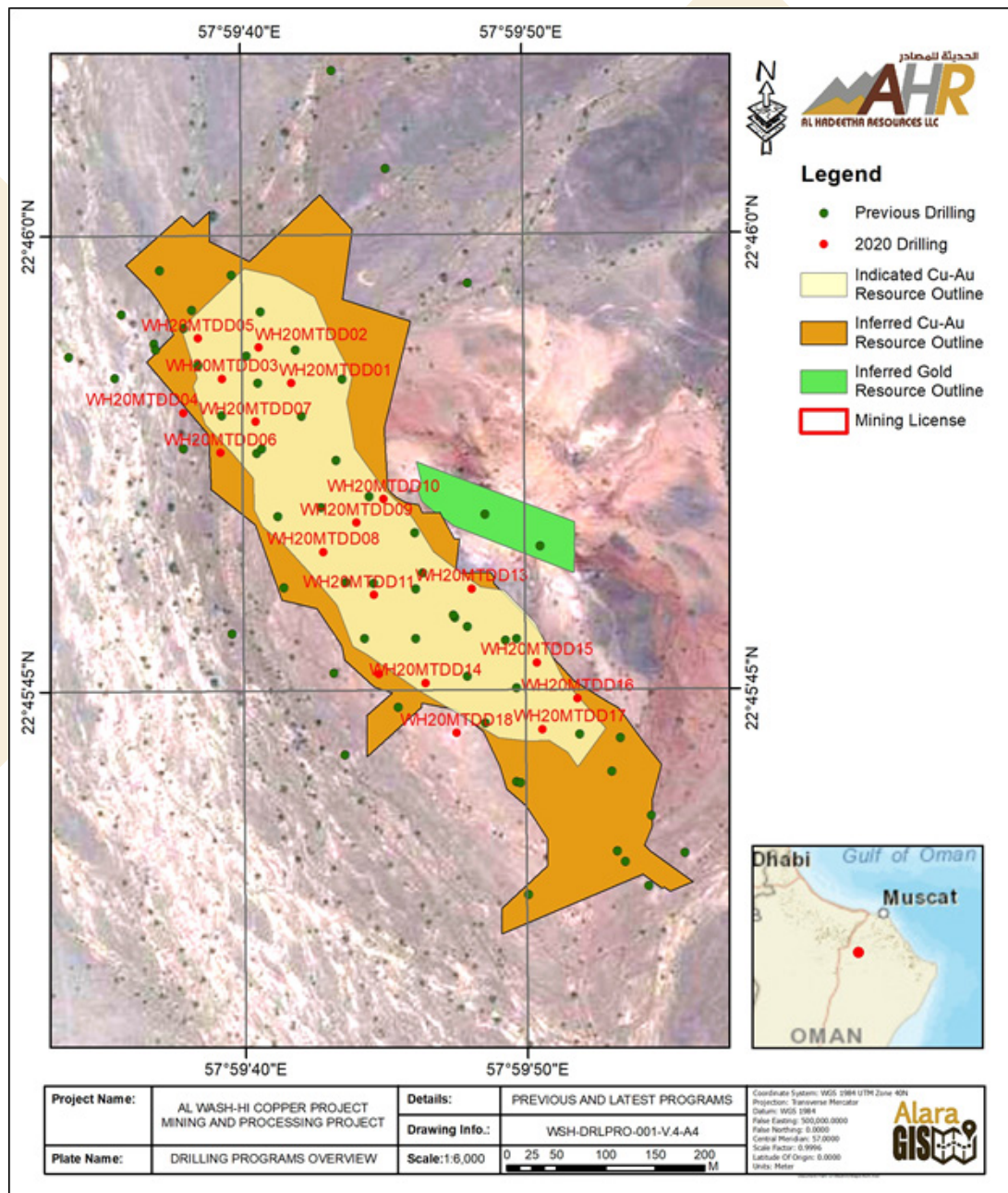
- OMR 10m (~AUD 42m) finance facility with Alizz Islamic Bank, and
  - OMR 10m (~AUD 42m) finance facility with Bank Nizwa,
- under a "club deal" between those banks.

### Metallurgical drilling and tests

The ARL drilling team is conducting operations at the Project site to obtain metallurgical samples for processing plant design work. Drilling has continued since March 2020 with 2688m of HQ/NQ samples collected, with 98% core recovery.

ALS Oman and Jeddah laboratory has been engaged to conduct the core geochemical assays. Wardell Armstrong Laboratory UK has been engaged to conduct metallurgical tests. The test results are expected by the end of the year.

The following figure shows the location of the metallurgical drill holes and the table following provides the drill hole details.



Metallurgical drill holes at Wash-hi Majaza copper deposit

Hole ID NO	East	North	RL	Type	Core	EOH	Azimuth	Inclination
WH20MTDD01	602138.071	2517880.078	456.343	MET	HQ	144.00	48	-70
WH20MTDD02	602105.110	2517918.042	456.306	MET	HQ/NQ	159.00	48	-70
WH20MTDD03	602068.292	2517885.426	456.091	MET	HQ	225.00	48.7	-69.5
WH20MTDD04	602025.902	2517847.181	455.989	MET	HQ/NQ	249.00	48.7	-70
WH20MTDD05	602043.341	2517923.759	456.282	MET	HQ/NQ	191.75	48.7	-69.4
WH20MTDD06	602064.951	2517809.851	455.884	MET	HQ	258.00	48.7	-69.9
WH20MTDD07	602101.556	2517842.886	456.082	MET	HQ	199.10	48.7	-69.6
WH20MTDD08	602168.266	2517710.372	455.729	MET	HQ	170.45	48.6	-70.3
WH20MTDD09	602201.528	2517739.164	456.980	MET	HQ	123.00	48.7	-69
WH20MTDD10	602230.256	2517763.804	458.589	MET	HQ	75.60	48.6	-67.6
WH20MTDD11	602222.174	2517668.314	456.570	MET	HQ	150.00	48.7	-69.3
WH20MTDD12	602226.171	2517586.889	454.792	MET	HQ	187.50	47.4	-70.3
WH20MTDD13	602318.794	2517672.811	465.209	MET	HQ	103.30	47.4	-69.6
WH20MTDD14	602272.989	2517577.296	455.213	MET	HQ	144.00	48.5	-69.4
WH20MTDD15	602387.123	2517597.715	457.943	MET	HQ	72.00	48.7	-70
WH20MTDD17	602393.604	2517529.295	454.825	MET	HQ	96.00	48.7	-69.6
WH20MTDD18	602304.736	2517527.227	454.535	MET	HQ	141.00	48.7	-69.8

### Metallurgical drill-holes

#### Next Steps

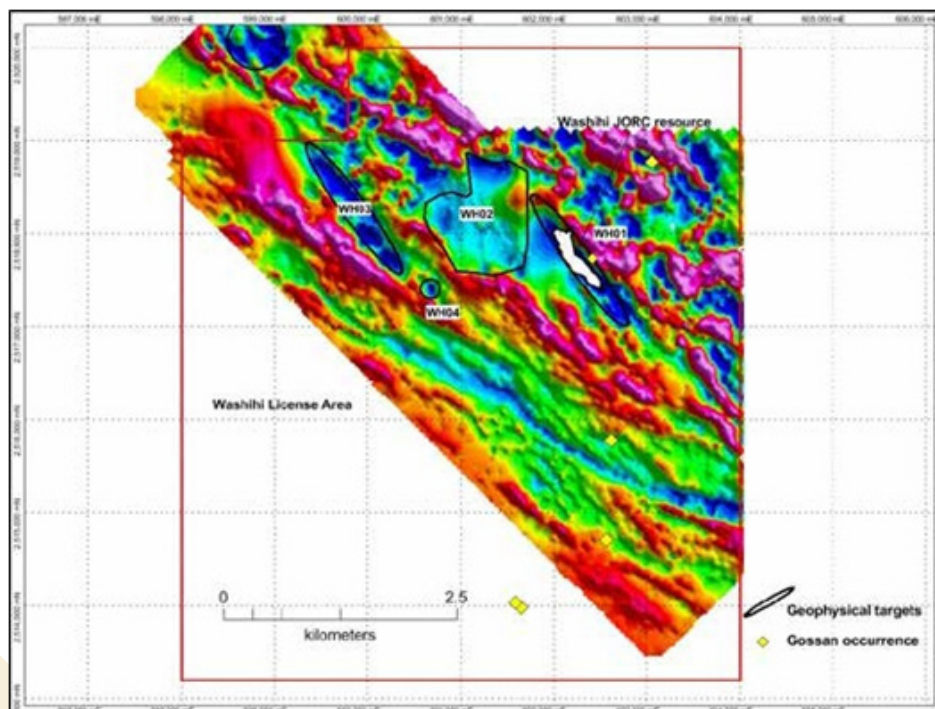
The next stage of Project development involves completion of project engineering and plant and equipment procurement.

Ancillary regulatory approvals are being obtained, including: Industrial license for plant operation; Ministry of Housing approval for infrastructure located outside the mining licence; municipality clearance of detailed building designs and ancillary approvals for water and power supply lines. The Omani Government Implementation Support and Follow-up Unit is working closely with AHRL and relevant Government departments to help streamline these approvals.

#### Future Growth Opportunities

The Wash-hi exploration license has significant potential for the discovery of additional copper deposits. Most of the area around Wash-hi Majaza is covered by ancient and recent alluvial fans. Based on the premise that sulfide mineralization in the area is coincident with a distinct reduction in the magnetic susceptibility values of basaltic rocks, four other targets have been identified for further follow-up, as shown in the next figure. It is proposed to follow-up these areas with electrical geophysical methods (EM or IP) to confirm the target potential followed by drilling.

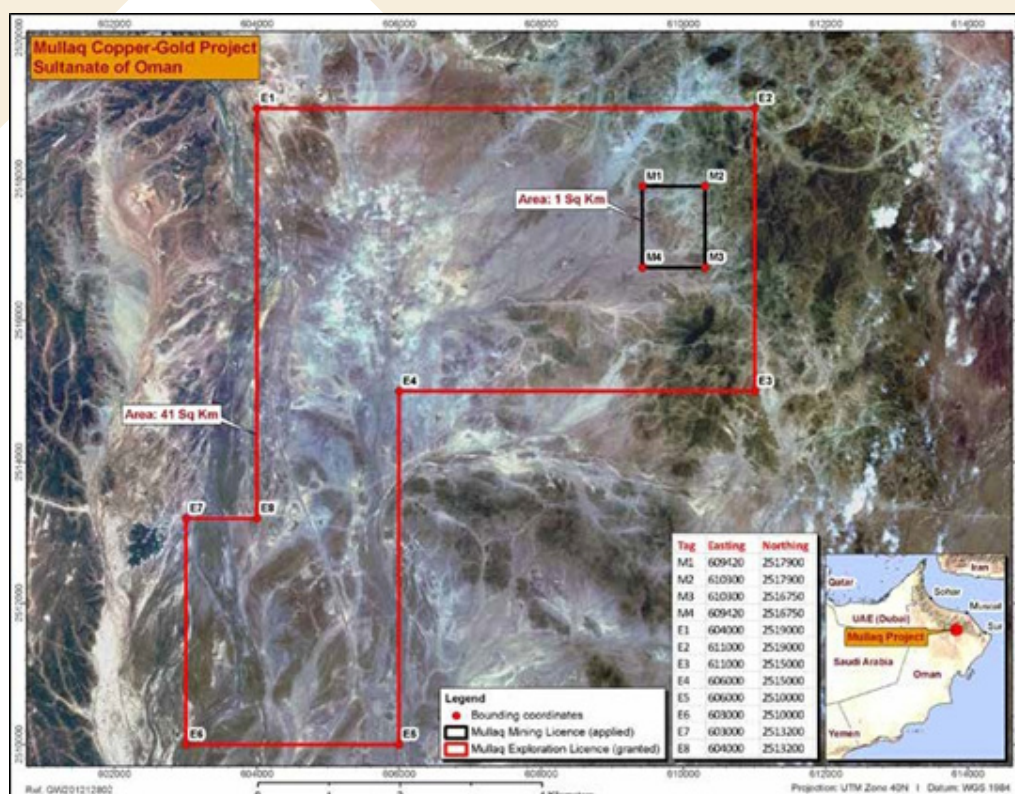




Potential RTP magnetic regional exploration targets in Wash-hi licenses

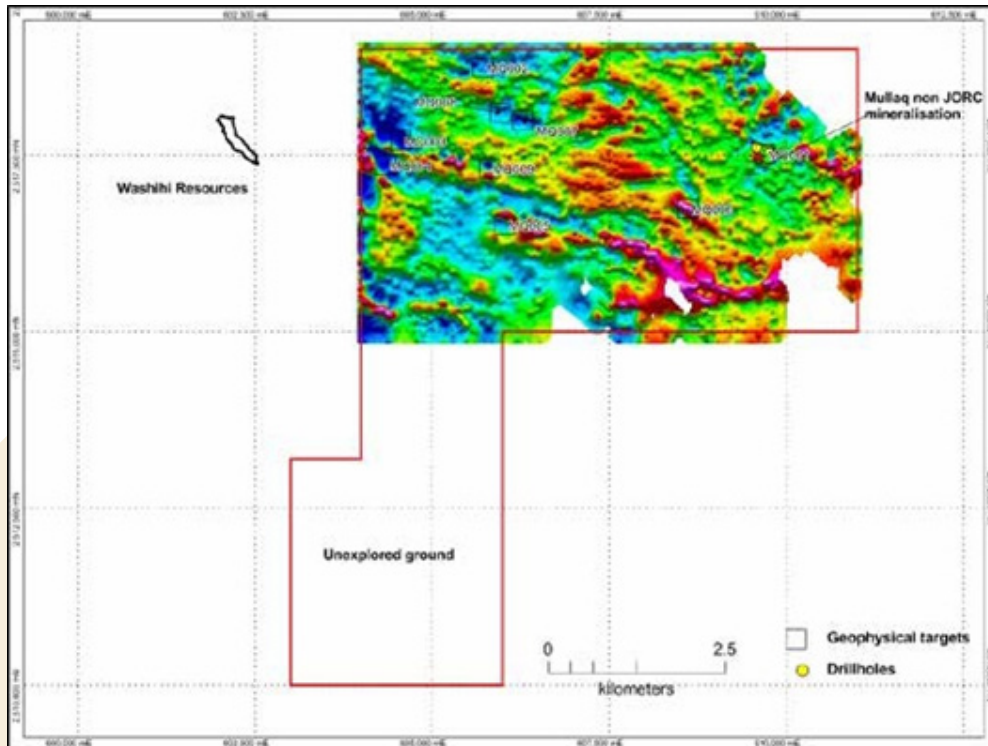
### Mullaq Exploration License

The Mullaq Exploration License area is adjacent to Wash-hi Exploration License. The Mullaq prospect lies within the Oman Mountains, approximately 160 kilometres south-east of Muscat via sealed road. It can be reached either from the Muscat-Nizwa highway, 40km to the northwest, or from the Muscat-Ibra highway, 45km north along the Wadi Andam valley. Mullaq is located 5.5km east of the Wadi Andam.



Mullaq EL and ML application locations

Previous explorers in the Mullaq License area discovered copper mineralization in layered gabbro sequence, yet a large part of the tenement still remains unexplored. So far, no resource modelling has been conducted at Mullaq, however geophysical surveys and drilling campaigns by Alara have identified the presence of potential mineral deposits in the area.



RTP magnetics regional exploration targets in Mullaq license areas

### Exploration Targets – Mineralisation

Exploration Targets at Mullaq are estimated purely based on the size, geological perception and structural interpretation of the geophysical target, and without any other obvious geochemical or lithological or geo-statistical support. Anticipated copper and gold mineralization targets in the Mullaq license area, can be categorized as stated in the following table.

License area	Target No	Target Type	Estimated Tonnage (Range)	Grade Cu%	Au (g/t)
Mullaq 41km <sup>2</sup>	MQT-1	Extensions of non JORC resources at Daris 3A5	0.25 – 1 MT	1 – 3%	0.09 – 1.2
	MQT-2	Untested geophysical targets	3 – 4 MT	0.9 – 2%	0.09 – 0.3

Mullaq exploration targets (grades are approximations)

(Note: The potential quantity and grade of the above exploration targets are conceptual in nature. There has been insufficient exploration to determine a mineral resource and there is no certainty that further exploration work will result in the determination of mineral resources or that the production target itself will be realised.)



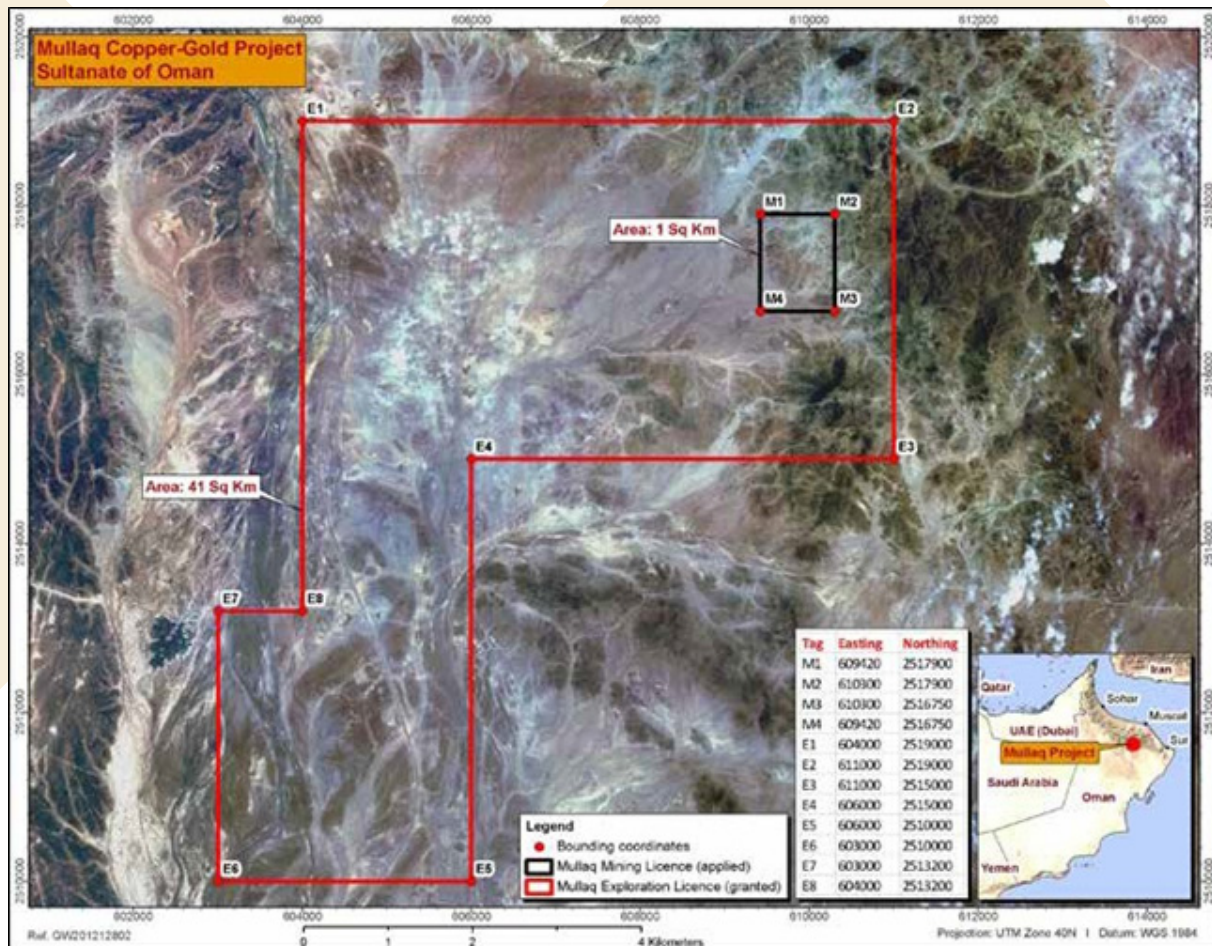
### Next Steps - Mining License Application in Progress

With the grant of a mining license and the development of a copper concentrator plant at the nearby Wash-hi Majaza, any high-grade deposit delineated at Mullaq could be developed on hub and spoke basis.

A mining license application at Mullaq submitted in 2013 has progressed through various Ministries in Oman. An Environmental Impact Assessment was also completed. AHRL considers a Mining Licence clearance to be key to further exploration work in the area. The timeframe for the grant of the Mining licence and conduct of the exploration program designed to test the exploration target is estimated to be three years.

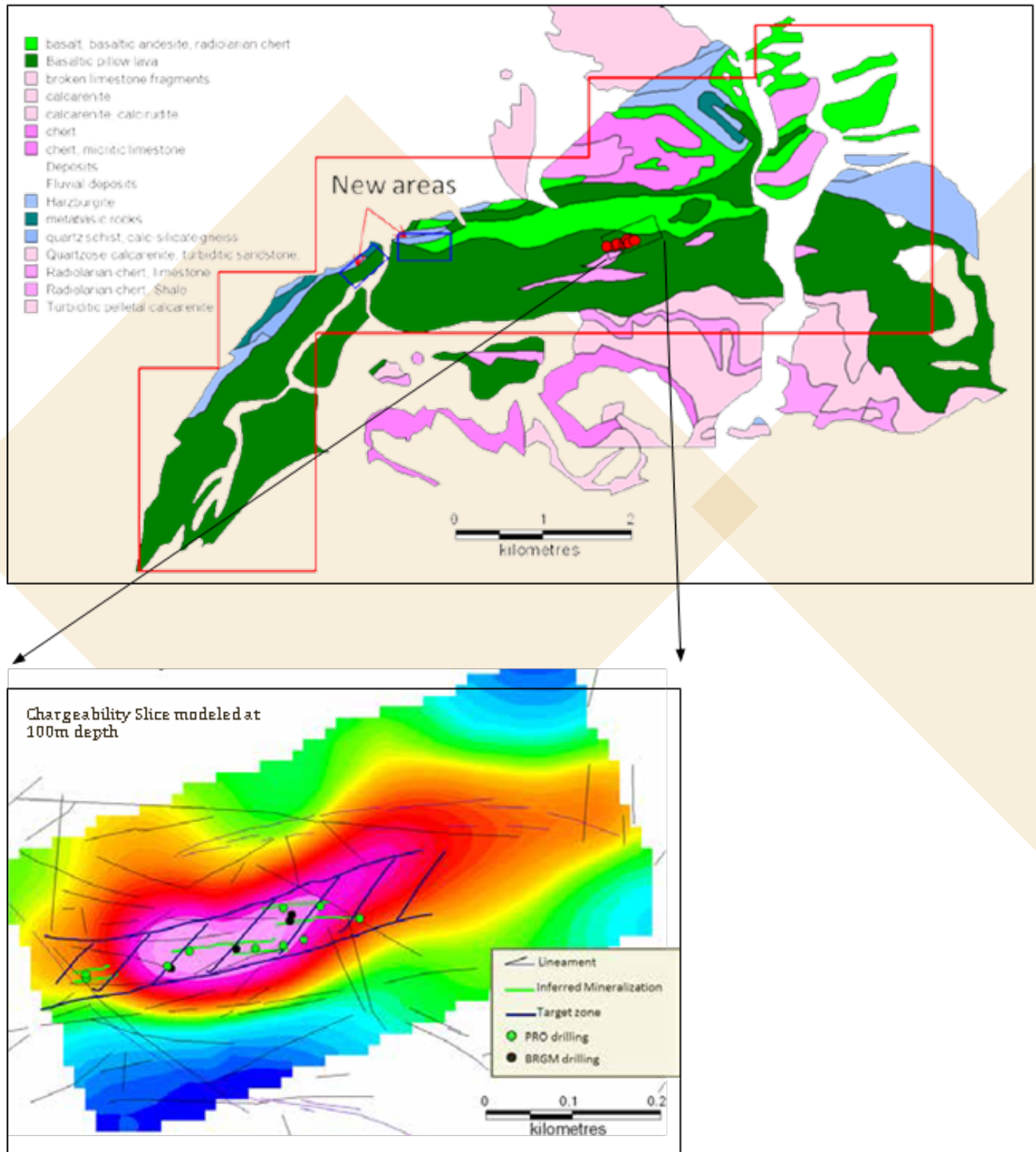
### Al Ajal Exploration License

The Al Ajal Prospect is located near the village of Al Ajal in Taww area, about 20km south of Barka, which lies on the northern coast of the Sultanate of Oman and about 65km west of Muscat, as shown in the following figure.



Location of Al Ajal Mining License application area

Alara carried out ground geophysical surveys over limited areas to confirm the geophysical signatures of mineralisation from historical (non-JORC compliant) mineral estimates in the Al Ajal License Area. See the figure below



Prospective areas within Al Ajal Exploration License  
The "call-out" shows the EP slice at 100m depth



Preliminary exploration confirmed the presence of two more areas of potential positivity in similar geological trends. The Al Ajal prospect is unique, as it is considered to be the only known mineral occurrence in Oman Mountains that is considered not to be associated with the ophiolite volcanics of Oman. Despite its small size and difficult terrain, in view of the high gold grades detected by previous explorers, this prospect warrants further exploration for copper and gold-bearing deposits.

A mining license application at Al Ajal submitted in 2013 has progressed through various Ministries in Oman. AHRL considers the grant of a mining licence clearance as a key prerequisite to further exploration work in the area.

Daris Resources LLC is currently a 50-50 joint venture between Alara and Al Tamman Trading Establishment LLC.

By conducting extensive exploration programs in Block 7, the Daris JV has defined resources at Daris East Prospect to measured category under JORC, identified mineralisation at the Daris 3A5 prospect and several exploration targets.

Two Mining Licence applications filed over Daris East and Daris 3A-5 prospects within the exploration licence remain pending. The following figure and table provide details of licenses at Daris. Recent site visits conducted by Ministry officials gave positive indications for these applications advancing towards issuance.



Block/License			Exploration Licenses					Mining License within ELs		
Name	License owner	Alara share	Area	Date of Grant	Expiry	Renewal applied for	Status	Area	Date of Application	Status
Block 7	Al Tamman Trading and Est. LLC, Oman	50%	587km <sup>2</sup>	Nov 2009	Nov 2012	May 2018	Deemed granted	Daris East 3.2km <sup>2</sup>	Dec 2012	In process
								Daris 3A5 1.3km <sup>2</sup>	Dec 2012	In process

### Daris License details

### Daris East Prospect

The current copper Resource for the Daris-East Prospect is outlined below:

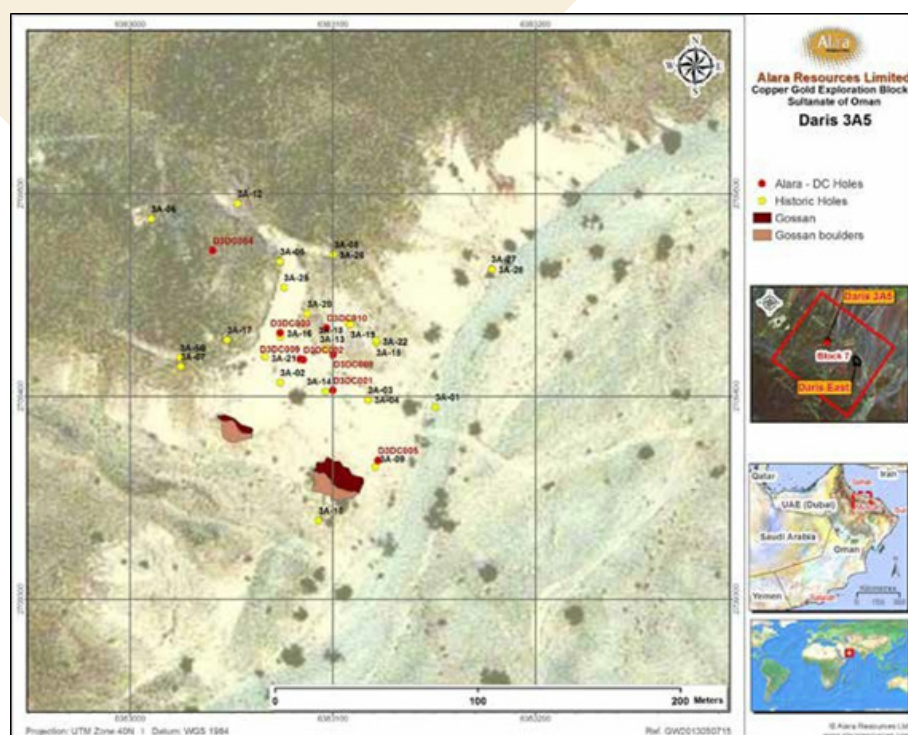
Ore type	Cut-off grade Cu%	Measured		Indicated		Inferred	
		Tonnes	Cu%	Tonnes	Cu%	Tonnes	Cu%
Sulphides	0.50	130,000	2.50	110,000	2.20	30,000	2.00
Oxides	0.50	96,000	0.89	86,000	0.7	2,000	1.00

### Daris East prospect copper resource

- A total of 21 rotary (624m) and 41 diamond core (4,654m) holes totalling 5,278m have been drilled by Alara to test shallow oxide mineralisation and to locate massive sulphide and stringer zones beneath the oxide cap at the Daris-East prospect and to test geophysical targets in the vicinity.
- In addition, historic drilling data from 44 holes totalling 4,353m has been included in the resource database.

Preliminary drilling at Daris 3A5 has intersected high-grade copper mineralisation. Alara plans to conduct further drilling before making an updated resource estimation.

On 20 September 2012, Alara announced drilling results for Daris 3A-5. The drill hole location map and intersection table are set out below.



Daris 3A5 Drill-hole locations



Significant intersections from core drilling - Daris 3A5 prospect

Notes:

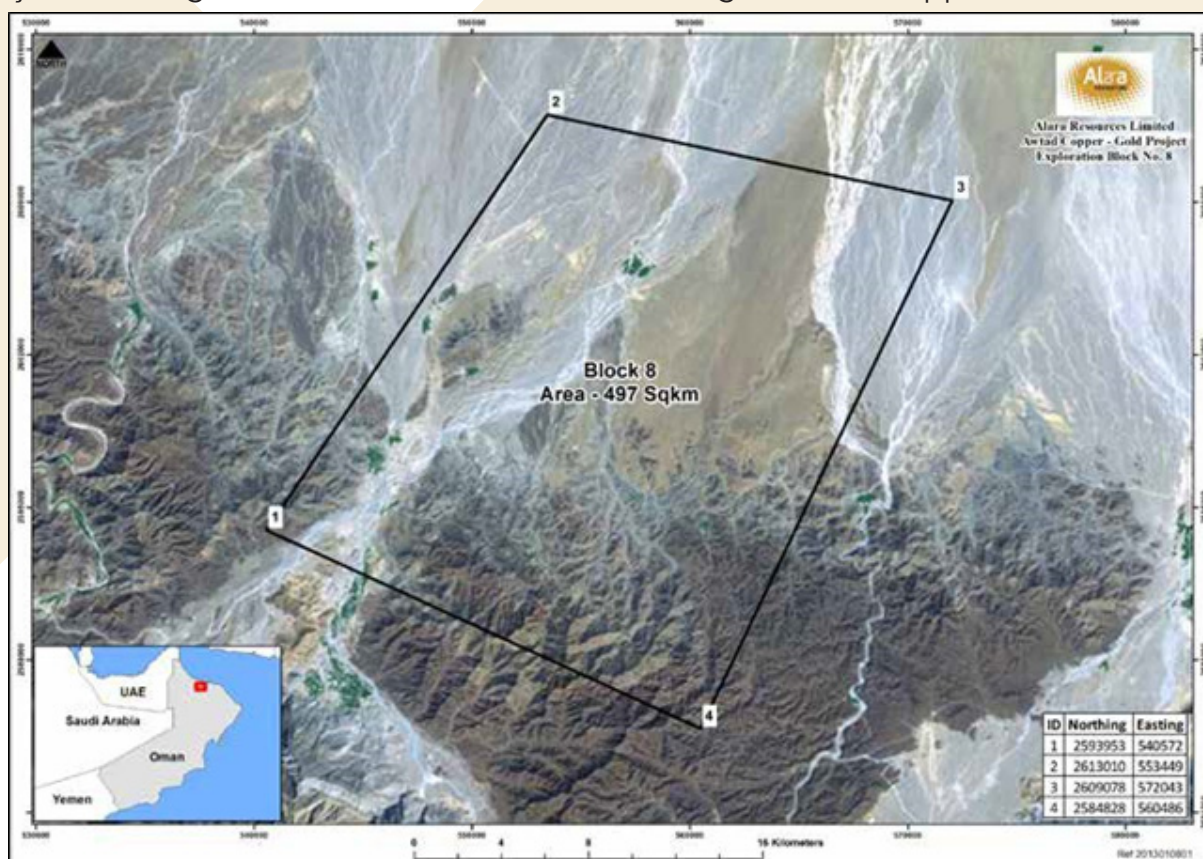
- The cut-off grade is 0.2% Cu in respect of intersections within the copper-rich zone.
- The drill intercepts are reported as drilled. True thickness will be calculated at the interpretation and resource modelling stage.

### Next Steps

The grant of the Mining License at Wash-hi Majaza has provided the Company with a basis to further develop its copper exploration programs at Daris. Optional analysis study and an advanced scoping study conducted in 2014 identified multiple options for Daris East resources to underpin further work in Block 7. The Daris JV has collaborated with Mineral Development of Oman in developing further exploration programs for Blocks 7 and 8.

### Awtad Resources LLC - Copper Project

The Awtad Project is located immediately adjacent to the Licence Area No. 7 (Block 7) comprising the Daris Copper-Gold Project and comprises a mineral exploration licence (Block 8) of ~497km. The Company has signed a binding Heads of Agreement granting Alara an initial 10% interest in the Project and a right to increase to a 70% shareholding in Awtad Copper LLC



Block 8 Exploration License location

Alara has previously undertaken some exploration activity on Block 8. Rock chip samples returned multi-elemental enrichment of up to 2.68% Copper, 2.4ppm Silver, and 0.1% Zinc, indicating a potential base metal deposit below.

### Alara Resources LLC

Alara Resources LLC (ARL) is a Joint Venture between Alara Oman Operations Pty Ltd (35%), a wholly owned subsidiary of Alara Resources Limited, South West Pinnacle Exploration Ltd (SWPE) an established Indian exploration and mining Company listed on the National Stock Exchange India (35%) and Al Tasnim Infrastructure LLC (30%), a privately owned Omani company from the Al Turki group, one of the largest construction companies in Oman.

### Exploration and Mining Services

With a new mining law in Oman and the plans of PAM to award 110 new, multi-commodity exploration and mining licenses in Oman, and encouraged by the potential for increased future demand for exploration services in Oman, ARL has positioned itself to provide drilling services to Oman's mining industry. To exploit these opportunities ARL purchased two KORES-1200 drill rigs and associated accessories.



ARL drilling team

ARL was issued a letter of intent for a ten-year mining contract at AHRL's Wash-hi Majaza project. Copper Exploration

ARL has previously submitted ten exploration license applications for copper exploration licenses, which remain pending.

### Lithium Exploration

A large interior drainage area in Oman is known for the deposition of evaporates. ARL plans to explore potential concentrations of alkali salts and alkaline earths (including lithium) within this interior basin. An ARL Exploration License application covering a 10km<sup>2</sup> area is currently pending.

### Saudi Arabia

#### Khnaiguiyah Zinc-Copper Project

The Khnaiguiyah Zinc-Copper Project is located approximately 170km south-west of the Saudi Arabian capital city of Riyadh. The mining licence (held by a former JV partner) was cancelled in December 2015. Alara, as sole funder of the Definitive Feasibility Study, is poised to restart the project once the licence is re-issued and is working with relevant parties in both the private and public sectors to prepare for this. The Minister of Industry and Mineral Resources bandar Bin Ibrahim Al-Khorayef previously announced the allocation of 54 mining reserve sites, including five zinc sites with one in Al Khnaiguiyah



## Board of Directors



### **Stephen Gethin, Non - Executive Director and Chairman, Barrister and Solicitor of the High Court of Australia**

Stephen Gethin is a highly regarded professional with 30 years' experience in the provision of corporate legal advice and over 15 years' experience in the provision of ASX-listed secretarial services in a range of industries, including resources, technology and investment.

Prior to founding a private legal practice in 2013, he served as General Counsel and Company Secretary of Strike Resources Limited (ASX:SRK) and before that held the same roles at ERG Limited (ASX:ERG).

Mr Gethin also provides legal advice to a number of other ASX-listed and private companies.



### **Atmavireshwar Sthapak - Managing Director, B.Sc, MTech**

Atmavireshwar Sthapak is a geologist specializing in mineral resource exploration and evaluation studies. He joined the Company in 2011 as an Exploration Manager and led geological investigations in Oman spanning over 1000 sq.km in five JV tenements in the country. His contribution resulted in identification of copper mineralization in four tenements, definitions of JORC resources at Wash-hi and Daris East and applications for mining licenses over five areas.

After being appointed Executive Director in 2015, Mr Sthapak contributed in completion of a feasibility study, a maiden ore reserve statement and a mining license for the Al Hadeetha Copper Gold project in Oman. Later he contributed to the formulation of AHRL's mining project development strategy and further exploration plans in Oman.

In July 2020, Mr. Sthapak was appointed as Managing Director with the responsibility of directing the Company to become a major miner and producer of copper concentrate in Oman, and to expand its shareholder's value to new levels.

Prior to joining the Company, Mr. Sthapak's career spanned 10 years with ACC/ACC-CRA Ltd as exploration geologist and project manager and 10 years with Rio Tinto (Australasia) Exploration and Rio Tinto Diamond, where he was awarded a Rio Tinto Discovery Award in 2009. He has worked on world-class deposits and mines in Australia, gold and diamond mines on four continents. Mr. Sthapak is an active member of Aus IMM.



### **Vikas Jain - Non-Executive Director, MBA**

Vikas Jain holds an MBA obtained in the USA and has 19 years' experience in the field of mineral exploration, mining, oil-field exploration and allied activities. He is currently Managing Director and CEO of the Indian company

South West Pinnacle Exploration Limited (SWPE) founded by him in 2006 and listed on the National Stock Exchange, India. Under his leadership and able guidance, SWPE has continued to grow and at present is a premier exploration company in India.

SWPE began primarily as a mineral exploration company and progressively added coal-bed methane exploration and production, aquifer mapping, HDD, geophysical logging, transportation and other geological activities into its domain. This year SWPE has also ventured into 3D seismic acquisition and processing for oil field exploration services.

Mr Jain also has wide experience in the open-cut mining of various minerals and allied activities through his earlier roles with other companies, as well as his current involvement in other family run businesses and interests.



**Sanjeev Kumar - Non-Executive Director, MBA (Finance & Marketing), IMT Ghaziabad, India; BE (Metallurgy), VNIT Nagpur, India**

Mr Kumar has extensive Australian and international business experience, with a specialisation in high-value asset finance lending. He holds an .

He is currently a director of Tradexcel Global Pty Ltd, an Australian company which he co-founded in 2017. His company helps ANZ businesses in expanding into the overseas markets, assessing new markets, navigating entry barriers, providing regulatory clearance services, business strategy & planning, local partnerships etc. His previous roles include Vice President at India Factoring & Finance Solutions (a subsidiary of Fimbank), Associate Vice President at Tata Capital Financial Services, India and Manager, Infrastructure Division at ICICI Bank Limited.



**Avi Sthapak - Non-Executive Director**

Avi is a graduate with a degree in Computer Science Engineering with a focus on infrastructure management. He is currently enrolled in a Master of Business Administration at Curtin University in Western Australia, where his studies include strategy development, accounting, global mobility, talent acquisition, marketing, leadership and finance. He has experiences as a Business Development Consultant and a Management Consultant.

**Perth Management Support Team**



**Dinesh Aggarwal - Chief Financial Officer and Company Secretary, FCPA, CA, CMA, FTI, DipFS (Advanced)**

Mr Aggarwal has over 20 years' experience in accounting, finance and business management in top corporate positions, both in Australia and overseas, and is the Founder and Managing Director of Fortuna Advisory Group.

Fortuna is an award-winning, multi-disciplinary practice with specialised divisions in Tax & Business Advisory, Legal Services, Mortgage Broking and Financial Planning.

Mr Aggarwal advises clients in Australia and overseas on tax matters and business services, and advises the Australian operations of several multi-nationals. He also handles tax disputes with the ATO including appeals to the AAT. He is the former Chairman of the Public Practice Committee of CPA Western Australia and is currently a member of the National Public Practice Advisory Committee of CPA Australia.

Named as one of Australia's top three SME Tax Advisers in 2015 by the Tax Institute, Mr Aggarwal has also won the prestigious CPA Australia 40 Under 40 Young Business Leaders Award for 2012 and 2013.

In 2016, he was awarded the ISWA Personal Excellence Award. In 2018 Fortuna was a national finalist in the Australian Accounting Awards for Best Business Advisory Firm. The Fortuna Group also has a philanthropic arm - Fortuna Foundation.



**Tina Newborn - Office Manager, Adv. Dip. Accounting, Adv. Dip. Business Administration**

Mrs. Newbon joined the Company in 2011 as an Executive Assistant to the CEO and has since been involved in many aspects of the business including office administration, human resources, corporate affairs, finance, leasing/relocation, ASX requirements and IT management.

Mrs. Newbon is a highly experienced administrator with over 15 years of administration, finance and project experience including BGC Blokpipe, Shell Australia, WA Gas Networks and BHP Billiton.

**Oman JV Management Team**



**Avigyan Bera - CEO (AHRL), BTECH, PEngg (SAIMEC)**

Mr. Bera has over 13 years of experience in handling EPC Projects in India and overseas. His experience and professionalism has seen him work in various countries including India, Zambia, South Africa, Liberia, Namibia, Mongolia, Iran, UAE, Bulgaria and Morocco to oversee major EPC Projects. He started his career in process engineering for mineral beneficiation plants and complex chemical process plants, then migrated to project management & business development activities in India, Africa and the Middle East regions.

Mr. Bera joined AHRL in June, 2020. He brings a wealth of experience and technical knowhow resulting in the efficient execution of owner-managed projects through his vendor contacts and key knowledge in process engineering, project execution and overall management.



**Venkatesan Ganesan - Corporate Financial Adviser, MBA, CPA, ACA, ACS, CBV**

Mr. Ganesan joined Alara in September 2017, in Dubai.

Mr Ganesan runs a boutique advisory services firm in Dubai and India.

He has spent over 15 years in a Big-4 financial advisory practice and has advised a variety of industry clients on transaction matters. He also spent six years in an upstream E & P business at the start of his career. Mr Ganesan is currently assisting Alara in optimising development stage capital.



**Fadi Zenaty - Operations Manager, B.Sc. IMS and Business Administration**

Mr. Zenaty has over 15 years' professional experience in Saudi Arabia in mining and construction projects in the Middle East.

He brings a vast knowledge of corporate operations and economic evaluation in building projects from inception.

Fadi was a key person in obtaining the exploration and mining licenses for Alara's Al Khnaiguiyah zinc and copper project and other key mining projects. He has a wide and solid knowledge of the governmental processes in the Middle East. He brings a strong track record of navigating the governmental rules and technical mining information requirements to ensure project success.

He has significant experience in day-to-day corporate operations related to management, finance and engineering requirements for the projects that he leads. His background also includes specialized rolls in organization systems analysis and IT development in improving the overall operations of the corporations which he is engaged in improving.



**Rexin Kamilas - Finance and Administrative Manager, BACS, M.Com, Tally**

Mr. Kamilas is a business administration officer with over 14 years' administration and accounts experience in Oman and India. He joined Alara in 2011 as an administrative and accounting assistant. He has been involved in various business operations related to administration, banking, insurance, finance, procurements and logistics.

Mr. Kamilas has utilized his experiences and skills in improving the administrative and finance system in the organization and providing his full support to the team to build a robust management system resulting in a solid foundation for future corporate developments.

Mr. Kamilas has a key role in supporting the preparation of the consolidated financial reports of Alara.



**Nehal Hasan Warsi - Geologist, BSc (Geology Honours); MSc (Applied Geology); PGD (Hydrogeology) & Certificate (Disaster. Mngmt)**

Mr. Warsi is a geologist with over 15 years' experience. He has been involved in mineral exploration and mining, water well drilling and other scientific research projects in India, the Middle East and Africa. Having worked both locally and internationally, his expertise in mineral exploration and resource projects for various metals, rocks and industrial minerals is invaluable to the Company.

Mr. Warsi was the senior project geologist and site in charge of the resource



drilling program for the company's Khnaiguiyah zinc and copper project in Saudi Arabia that led to the successful completion of a DFS. He has also worked as a geologist on the Al Ajal and Al Wash-hi deposits in Oman with Pilatus Resources.



**Lakshman R. Muthyam - Company Secretary (AHRL), B.Sc IT, A.U**

Mr. Muthyam is an experienced administration and information technology professional with over 7 years' experience in India and Oman.

Mr. Muthyam joined AHRL in April 2019 and oversees AHRL corporate governance. He also has a key role in developing and improving corporate information management systems and infrastructure. He brings a wide range of administrative support experience related to office management and IT support. Along with his bachelor's degree in science, he also has a certificate in contract law and justice from Harvard University.

## Mineral Licences

### Oman

#### Al Hadeetha and Daris Copper-Gold Projects

Alara has joint venture interests in five copper-gold deposits located within four Exploration Licences in Oman, extending over 692km<sup>2</sup>. These deposits are also covered by five Mining Licence applications pending grant, totalling approximately 9km<sup>2</sup>.

The Wash-hi/Mullaq prospects are located approximately 160km South-Southwest of Muscat, the capital of Oman. The Al Ajal Prospect is located about 65 km Southwest of the Capital. The Daris Copper-Gold Project is located approximately 150km West of Muscat. These projects/prospects are all located on, or very close to, high-quality bitumen roads.

The current status of all licences/applications for this project is presented in the table below.

Licence Name	Licence Owner	Alara JV Interest	Exploration Licence				Mining Licence within EL		
			Area	Grant Date	Expiry Date	Status	Area	Application Date	Status
Wash-hi Majaza	AHRL	51%	39km <sup>2</sup>	Jan 2008	Nov 2016	Active	2.1km <sup>2</sup>	Dec 2012	Pending
Mullaq	AHRL	70%	41km <sup>2</sup>	Oct 2009	Nov 2016	Active	1km <sup>2</sup>	Jan 2013	Pending
Al Ajal	AHRL	70%	25km <sup>2</sup>	Jan 2008	Nov 2016	Active	1.5km <sup>2</sup>	Jan 2013	Pending

#### Mineral project licence details

Cu % Cut off	Indicated Resource			Inferred Resource		
	Tonnes (M)	Copper (Cu) %	Gold (Au) g/t	Tonnes (M)	Copper (Cu) %	Gold (Au) g/t
0.20	12.40	0.89	0.22	3.70	0.78	0.23
0.25	12.40	0.89	0.22	3.70	0.79	0.23
0.30	12.40	0.89	0.22	3.70	0.79	0.23
0.40	12.20	0.90	0.22	3.50	0.81	0.24
0.50	11.40	0.93	0.23	3.00	0.88	0.25

#### Copper Resources

8 Refer Alara's 8 December 2011 ASX Announcement: Project Acquisition - Al Ajal Wash-hi Mullaq Copper-Gold Project in Oman.

9 Refer Alara's 30 August 2010 ASX Announcement; Project Acquisition - Daris Copper Project in Oman

Cut off Au (g/t)	Inferred Resource		
	Kt	Gold (Au) g/t	Ounces k/Oz
0.05	440	0.40	5.66
0.10	420	0.40	5.40
0.15	410	0.40	5.27
0.20	350	0.50	5.63
0.25	310	0.50	4.98
0.30	270	0.50	4.34
0.35	260	0.60	5.02
0.40	220	0.60	4.24
0.45	200	0.60	3.86
0.50	150	0.60	2.89

Gossan hill mineralisation – Gold

#### Notes

- 1 Mineral Resources are not Mineral Reserves. There is no certainty that all or any part of the Mineral Resources estimated will be converted into Mineral Reserves.
- 2 Mineral Resources reported in accordance with the JORC 2012.
- 3 The Cu-Au Resource is stated as having a 0.25% Cu cut-off grade. The gold resource in the Gossan hill (outside the main ore body) has a 0.25 g/t Au cut-off grade.

Resource classification	Tonnes Mt	Copper (Cu) %	Gold (Au) g/t
Indicated	12.4	0.89	0.22
Inferred	3.71	0.79	0.23
<b>Grand total</b>	<b>16.1</b>	<b>0.87</b>	<b>0.22</b>

Wash-hi copper-gold resources summary @ 0.25% Cu cut-off

Indicated Resources were converted to a Probable Ore Reserve after the application of modifying factors, including pit optimization, mine design and an economic evaluation. The Ore Reserve estimate (based on a 0.3% Cu cut-off), and in pit mineral inventory are shown in the Tables below.

Classification	Ore reserve		
	Tonnes Mt	Copper (Cu) %	Gold (Au) g/t
Probable	9.7	0.88	0.22

#### Wash-hi ore reserve

Classification	Tonnes Mt	Copper (Cu) %	Gold (Au) g/t
Ore reserve	9.7	0.88	0.22
Inferred resource	0.3	0.65	0.22
<b>Total</b>	<b>10.00</b>	<b>0.87</b>	<b>0.22</b>

#### Wash-hi mining inventory

10 Refer Alara's 19 September 2016 ASX Announcement.

11 Refer Alara's 15 December 2016 ASX Announcement: Maiden JORC Ore Reserves – Al Hadeetha Copper-Gold Project

12 Details of the modifying factors supporting the Ore Reserve are contained in Appendix 1 (JORC Code, 2012 Edition - Table 1) of the 15 December 2016 announcement.

## Saudi Arabia

### Khnaiguiyah Zinc-Copper Project

The Khnaiguiyah Zinc-Copper Project is located approximately 170km south-west of the Saudi Arabian capital city Riyadh and 35km north-west of Al- Quwayiyah, a regional centre located around the Riyadh to Jeddah Expressway.

The Khnaiguiyah Project previously comprised one mining licence, two exploration licences and five exploration licence applications, totalling approximately 380km<sup>2</sup>, held or applied for by United Arabian Mining Company (Manajem), a former JV partner of Alara in this project. The two exploration licences expired, however Alara considers them not to be core to the Khnaiguiyah Project. The mining licence was cancelled in or about December 2015, following a dispute between Alara and Manajem.

As at the date of this report, the mining licence had not been reissued. As the holder of a Definitive Feasibility Study into a zinc-copper Project at the site, Alara is in a prime position to take advantage of the grant of any new mining licence over the project site.



The Directors present their report on Alara Resources Limited (**Company** or **Alara** or **AUQ**) and the entities it controlled at the end of or during the financial year ended 30 June 2020 (the **Consolidated Entity**).

## REVIEW OF OPERATIONS

### Al Hadeetha Copper-Gold Project

Oman

(Alara – 51%; Al Hadeetha Investments LLC – 30%; Al Tasnim Infrastructure Services LLC 19% (AHRL))

In May 2018 a Mining License was granted for the Company's Al Hadeetha Copper-Gold Project in Oman (**Al Hadeetha Project** or **Project**).

The Al Hadeetha Project feasibility study financial modelling was revised in June 2018 to take account of the fact that copper prices had increased by more than \$1,000/t since the feasibility study, and more rapidly than previously forecast. Revised World Bank forecasts showed further projected copper price rises as anticipated supply deficits open up. The Base Case financial modelling shows robust returns for the Project as follows (in USD)<sup>1</sup>:

- Forecast Revenue over 10.4 years: \$561 million
- Forecast EBITDA over 10.4 years: \$252 million
- Forecast Free Cash Flow over 10.4 years: \$155 million
- Project NPV: \$90 million
- Forecast IRR: 34%

The Base Case used a flat copper price over life-of-mine of US\$7,000/t: the LME average Cash Settlement Price for February 2018. The gold price is assumed as US\$1300/oz (real).

In recent months, copper prices have rebounded from a low US\$4617/t in March to a high of US\$6545/t in early July. These signs, along with gold at ~US\$1900/oz see Project financials remaining strong with first copper production scheduled for Q1 2022.

A summary of case scenarios and associated financial returns are summarised in Tables 1 and 2 below.

**Table 1.** Copper and Gold prices used for Base Case, Market Case and High Case

	Case Scenario	Cu US\$/t	Au US\$/oz
Base Case	Based on flat Cu price equal to LME average Cash Settlement Price for February 2018	7,000 for Life of Mine	1,300
Market Case	Based on World Bank price forecast for 2018 to 2025 <sup>2</sup> (excluding forecast increase post 2025 to 7,000)	Minimum 6,800 Maximum 6,900	1,300
High Case	Based on investment bank projections and copper futures pricing <sup>3</sup>	7,050 rising to 8000	1,300

**Table 2.** Financial Summary of Base Case, Market Case and High Case.

Case Scenario	Total Revenue US\$ millions	Total Op. Ex. US\$ millions	EBITDA US\$ millions	NPV* US\$ millions	IRR %
Base Case	561	275	252	90	34
Market Case	553	275	244	85	32
High Case	622	275	309	120	40

\*NPV is based on a discount rate of 6% calculated from indicative WACC and 80:20 debt to equity ratio%

### Project Finance

Al Hadeetha Resources LLC (AHRL) accepted an OMR 20 million finance offer comprised of:

- OMR 10m (~AUD 38m) finance facility with Alizz Islamic Bank<sup>4</sup>, and
- OMR 10m (~AUD 38m) finance facility with Bank Nizwa<sup>5</sup>,

under a "club deal" between the above banks.<sup>6</sup> Other than as disclosed above and the ARL drilling finance, discussed below, neither the Company nor its related entities entered any material financing arrangements during the Reporting Period.

### Project Development

Following a short pandemic-related hiatus, the Wash-hi Copper Project Management Consultancy Agreement with Progesys has been reactivated. Progesys oversees and directs the engineering, procurement and construction (EPC) for the construction of the Company's 1Mtpa copper concentrate plant at the Project.

Debisikha Associates, India (**Debisikha**) has been engaged to provide various Project services including:

1 Alara's ASX Announcements dated 24 January 2017 and 28 June 2018 contain the information required by ASX Listing Rule 5.17 regarding the stated forecast financial information. All material assumptions underpinning the financial forecast and the production target on which it is based as announced on 24 January 2017, except to the extent that those assumptions were updated in the announcement of 28 June 2018, have not materially changed. The updated assumptions in the announcement of 28 June 2018 have not materially changed.

2 Released 24 April 2018: <http://pubdocs.worldbank.org/en/458391524495555669/CMO-April-2018-Forecasts.pdf>

3 [www.metalbulletin.com/Article/3785039/FORECAST-Copper-price-to-hit-8000-per-tonne-in-2018-Goldman.html](http://www.metalbulletin.com/Article/3785039/FORECAST-Copper-price-to-hit-8000-per-tonne-in-2018-Goldman.html). Copper contracts traded on the Shanghai Futures Exchange at approximately 51,860 yuan (\$8,003) per tonne as at 20 June 2018.

4 See the Company's ASX announcement "Al Hadeetha Resources signs 10 Million OMR Finance Offer" dated 3 February 2020. Alizz Islamic Bank has since been acquired by Oman Arab Bank, however this has not affected the finance deal.

5 See the Company's ASX announcement "Al Hadeetha Resources Executes Second Bank Offer" dated 10 March 2020.

- Completion of FEED and preparation of technical specifications for all bought out items
- Completion of detailed engineering for plant and infrastructure facilities (excluding geo-technical studies)
- Preparation of technical bid documents for the onsite construction work
- Expediting the vendor manufacturing process and delivery schedule
- Inspection and co-ordination of any items to be sourced from India

Debisikha is an experienced consulting engineering company. Debisikha has worked on various EPC projects in India, Europe and the USA in the field of mineral processing and base metal mining.

Debisikha is engaged under a fixed-price contract with a monthly payment schedule which allows for resource loading throughout the project development schedule.

## Metallurgical Drilling

The drilling program conducted by Alara Resources LLC, designed to obtain further metallurgical test samples for use in refining the plant design, is now complete. Over 3400m was drilled in 22 diamond core holes to generate sufficient drill core from the Wash-hi deposit for test work and other project-related requirements.

## Metallurgical test work

The Feasibility Study projected the need for additional test work to be conducted at a later date, to revalidate earlier findings and to provide additional inputs for the detailed engineering design phase.

Mr. Gary Patrick, MAusIMM, CP (Met) has been appointed to oversee the metallurgical test work program, to be carried out by Wardell Armstrong International, UK. ALS Labs has been engaged to conduct the assays on the core intervals to enable selection and preparation of the metallurgical composites.

## Mine construction

Al Hadeetha Resources LLC (AHRL) has executed a mine operation and ore grade management service agreement with Bedrock Mineral Resources Consulting (BMRC). BMRC will provide key resources and software required for all day to day mine management activities related to ore and waste production, mine planning, grade control and statutory JORC reporting.

Mr Ravi Sharma, Managing Director of BMRC, is a Chartered Member of the Australasian Institute of Mining and Metallurgy. Mr Sharma was a principal consultant to Alara Resources in the definition of the Wash-hi copper deposit.

## Project Development Timeline

Progesys has also been engaged to commence preparation of a detailed project plan and schedule – incorporating all project engineering, procurement and plant and other infrastructure construction. A high-level project timeline is set out below, showing the expected timeframe for completion of the FEED through to the first production of copper concentrate.

## Mining Contractor

AHRL entered a preliminary commercial agreement with Alara Resources LLC (ARL) for ARL to perform mining services for AHRL over ten years at a cost of \$100m.

## Project Water Supply

Approval was received from the Ministry of Housing for a 28km water supply pipeline route from the proposed Sewerage Treatment Plant (STP) site in Al Mudhaibi to the project site. Similar approvals are also being sought from other Government authorities such as The Royal Oman Police (ROP), the Telecommunication Authority, the Ministry of Agriculture and Municipalities.

Much of the waste water produced in the project area surrounds is currently not being recycled or treated. Alara is investigating potential methods of accessing this water so it may be treated at the STP to supply the Al Hadeetha project. Alternative plans to access water from Petroleum Development Oman (PDO) wells or other ground water options are also being developed.

The Company also investigated the option of having an external provider supply an STP on a Build, Own and Operate (BOO) model. Discussions with the proponent revealed that the potential to achieve savings via this approach were not substantial.

## Project Power Supply

A local electrical consultant has been engaged to conduct a survey and finalise the route of power lines between the project site and power authority Mazoon feeder stations located about 5km away. The most plausible, 4km route for a 33kv power supply line has been submitted to Mazoon for approval.

## Project Site Metallurgical Drilling

Drilling has continued at the project site to obtain metallurgical samples for processing plant design work. Drilling progress has continued throughout the period with ~2000m of HQ/NQ samples collected with 98% core recovery. Potential for further optimisation of copper recoveries may also be investigated. ALS Global has been engaged to conduct the geochemical analysis and Wardell Armstrong Lab in UK will conduct the metallurgical test work.

## Industrial License

AHRL has added copper concentrate to its commercial registration in preparation for receiving an industrial licence to operate a copper processing plant. An EIA was resubmitted to the MECA prior to the industrial licence application being lodged with the Ministry of Commerce and Industry. The Implementation Support and Follow Up Unit (ISFU) advised that MECA had approved the application.

### AHRL Management Appointment

AHRL appointed Mr Avigyan Bera, formerly with MBE, as CEO. The role includes management of the Engineering and Construction contractors, procurement processes (in connection with the Project Management Consultant) and project budgeting and scheduling. Mr Bera is a mechanical engineer with over 12 years' project experience, including project planning, execution, commissioning and process engineering. Due to Covid-19 restrictions Mr Bera has commenced his service from home until he is able to relocate to Oman.

### Covid-19 Impacts

As at 21 September 2020 Oman had 94,000 cases of Covid-19 with 850 deaths from the pandemic. Government offices are open and working normally, as is Alara's Omani office. Company personnel have remained Covid-free and have continued to work, while taking necessary precautions. Former internal travel restrictions in Oman have largely been lifted. The suspension of commercial flights into and out of the Sultanate is expected to be lifted in October, although the full resumption of international travel will also depend upon policies in place at foreign airports.

The pandemic has had no substantial effect on the Company's operations and it is not expected to do so. The principal work currently underway is Front End Engineering and Design (FEED) for the Company's proposed 1 Mtpa copper concentrate plant. FEED does not require the presence of engineers on site, and was not significantly affected even by more restrictive Covid measures previously in effect.

### Off-take agreements

A USD1.2 million advance payment made to the Consolidated Group by commodities trader Statdrome Pte Ltd under a 2017 off-take agreement has been returned in full. The Company has executed a term sheet for a new off-take agreement and is discussing terms for further advance payments.

### Alara Resources LLC

On 26 September 2018, the Group sold a 35% interest in Alara Resources LLC (ARL) to South West Pinnacle Exploration Limited (SWPE) for OMR 60,000 (AUD \$214,442). The Group retains a 35% shareholding in ARL. On 24 January 2019, Al Tasnim Infrastructure Services LLC (Al Tasnim) became a 30% shareholder in ARL<sup>7</sup>. ARL is now backed by three, actively engaged shareholders with complimentary experience and a common vision for the future of Oman's mining sector.

ARL secured a financing facility of up to OMR249,000 (~AUD\$921,000) in connection with the purchase of two KORES-1200 drill rigs and associated accessories. The drilling rigs were delivered to the Al Hadeetha Project site in September 2019.

With a new mining law now in effect, the Omani Public Authority for Mining (PAM) has ambitious plans to award 110 new multi-commodity exploration and mining licences in the country.<sup>8</sup> The procurement of the drill rigs and the provision of professional drilling services in Oman is aligned with these development plans.

ARL's first mining contract is with AHRL, as detailed above. Tender proposals have been prepared and submitted to other prospective clients.

A response to ARL's first tender submission to a major Omani industrial mineral company has been postponed due to the impact of Covid-19.

### Mineral Tenements

The current status of all mineral tenements and applications for the Al Hadeetha Project is presented in the table below.

Licence Name	Licence Owner	Alara JV Interest	Exploration Licence				Mining Licence within EL		
			Area	Date of Grant	Date of Expiry	Status	Area	Date of Application	Status
Wash-hi Mazzaza ML 10003075	Al Hadeetha Resources LLC	51%	39km <sup>2</sup>	Jan 2008	Nov 2016	Active*	3km <sup>2</sup>	2013	Active
Mullaq	Al Hadeetha Resources LLC	51%	41km <sup>2</sup>	Oct 2009	Nov 2016	Active*	1km <sup>2</sup>	Jan 2013	Pending
Al Ajal	Al Hadeetha Resources LLC	51%	25km <sup>2</sup>	Jan 2008	Nov 2016	Active*	1.5km <sup>2</sup>	Jan 2013	Pending

\*Pursuant to Ministerial decree (38/2013) which declares that the exploration licence ends when its duration ends, unless the licensee has submitted an application for a mining licence, in which case the duration for the exploration licence extends until the date that a determination is made on the mining application.

### Daris Copper-Gold Project

Oman

(Alara – 50% with option to increase to 70%; Al Tamman Trading Establishment LLC – 50%, of Daris Resources LLC (DRL))

The Daris project comprises two high-grade deposits within the 587km<sup>2</sup> exploration licence, which includes two mining licence applications covering 4.5km<sup>2</sup>. The project fits well with a "hub and spoke" model, which provides for processing of Daris ore at the Al Hadeetha copper concentration plant to be built 100km to the south. However, new leach processing methods are also being investigated which could allow Daris to operate as a stand-alone project. The processing method has been tested on deposits in Australia and South America and yielded very high recoveries of metal from both low-grade copper oxide and sulphide ores.

<sup>7</sup> See Alara's ASX Announcement "Al Tasnim Acquires 30% stake in Alara JV Company" dated 24 January 2019.

<sup>8</sup> See for example [http://www.tradearabia.com/news/IND\\_351573.html](http://www.tradearabia.com/news/IND_351573.html)

The Daris East Mining Licence application, which covers an area that includes measured, indicated and inferred JORC copper resources<sup>9</sup> was opposed by the Ministry of Housing due to its proximity to recently allotted land. Review of a petition supporting the application lodged by Daris is underway at the Public Authority for Mining (PAM).

The Daris 3A5 application for a Mining Licence is progressing well with the Government. Alara has been invited by the Ministry of Housing to discuss the proposed size of the mining area.

Discussions for a joint exploration program to discover new mineralisation in Block 7 with Mineral Developments of Oman (MDO) progressed after MDO conducted a detailed due diligence on Alara's completed exploration programs over Block 7 and identified exploration targets for further work. While collaborative efforts continue, no binding agreement between the parties has been reached.

## Awtad Copper-Gold Project

Oman

(Alara right to subscribe for 10% initially with subsequent earn in up to 70%, with existing local shareholders holding the balance of Awtad Copper LLC)

The Awtad Project comprises an area of ~497 km<sup>2</sup> (Block 8) and is located immediately adjacent to the Block 7 (Daris Copper-Gold Project). Alara has a right to an initial 10% interest (increasing to 50-70%+) in the concession owner, Awtad Copper LLC.

Exploration previously undertaken at this project includes:

- 86 line kilometres of airborne VTEM, 14 line kilometres of ground IP, 169 line kilometres of ground magnetics and 202 line kilometres of high-resolution ground magnetics.
- 76 RAB drill holes totalling 1,747m and 11 core drill holes totalling 299m.
- Drilling results (including over the Al Mansur Prospect) were low-grade in general and inconclusive.

Previous exploration identified anomalies worthy of further exploration. The fact that prospective geological formations within the licence area are under cover of alluvial and aeolian deposits enhances the chances of further copper mineralisation.

Detailed work plans were submitted to PAM for renewal of the exploration licence, which remains pending. Meetings were held with the Company's JV partners in this project to register Alara's interest in Awtad Resources LLC with the Ministry of Commerce.

## Mineral Tenements

The current status of all mineral tenements and applications for the Daris and Awtad Projects are presented in the table below.

Block Name	Licence Owner	Alara JV Interest	Exploration Licence				Mining Licences within EL		
			Area	Date of Grant	Date of Expiry	Status	Area	Date of Application	Status
Block 7	Al Tamman Trading and Est. LLC	50% (earn in to 70%)	587km <sup>2</sup>	Nov 2009	Feb 2016	Active*	Daris 3A5 & East	Resubmitted 2018	Pending
Block 8	Awtad Resources LLC	10% (earn in to 70%)	597km <sup>2</sup>	Nov 2009	Oct 2013	Renewal pending	NA	NA	NA

\*Pursuant to Ministerial decree (38/2013) which declares that the exploration licence ends when its duration ends, unless the licensee has submitted an application for a mining licence, in which case the duration for the exploration licence extends until the date that a determination is made on the mining application.

## Khnaiguiyah Zinc-Copper Project

Saudi Arabia

The Khnaiguiyah Project includes the development and operation of an open-cut zinc-copper mine and associated infrastructure over an approximate 13-year mine life. Alara has invested over \$30m into this Project, including:

- over \$3 million in payments to its former joint venture partners for transfer of the Mining Licence to the joint venture company; and
- over \$23 million to produce a definitive feasibility study with Proved and Probable JORC Reserves of 26.1Mt at 3.3% Zn and 0.24% Cu and a Base Case Project NPV of \$172 million at a zinc price of US\$2,315/t<sup>10</sup>.

The project reached an impasse after the former licence holder, United Arabian Mining Company LLC, wrote to the Deputy Minister for Mineral Resources asking to halt transfer of the mining licence to the JV company, contrary to the requirements of the JV agreement.

In December 2015, Alara announced it had been advised of the cancellation of the Khnaiguiyah Mining Licence. The cancellation became the subject of a legal appeal by Manajem, a former JV partner of the Company. The appeal was dismissed, creating the potential for the licence to be reissued. Alara is working with relevant parties in both the private and public sectors to prepare for a reissue of the licence. Alara funded - and is now in the unique position of holding - the only bankable feasibility study for this project. Alara remains open to any reasonable solution for advancing the Khnaiguiyah Project to production.

The Company has communicated with the Saudi Arabian Council of Economic Development Affairs' Priority Project Office (PPO) in respect to this Project. These communications were later extended to include representatives from United Arabian Mining Company and Metals Corners Holdings. The PPO is a Saudi government initiative empowered by HRH Mohammed Bin Salman, Crown Prince of Saudi Arabia in his capacity as President of Council for Economic and Development Affairs. The PPO was established to assist selected private sector projects that face implementation difficulties and provide them with needed support, as an authorised escalation entity, to obtain fast-track government approvals.

<sup>9</sup> The Company has disclosed full details of these resources to investors on various occasions in a form which complies with the 2012 edition of the JORC Code. See, for example, the Company's 2019 Annual Report to shareholders, p17.

<sup>10</sup> Compared to the LME price of >\$3,000/t as at 28 August 2018 and the High Case of US\$2,373/t (see page 21 of the Company's 2013 Annual Report).



The Minister of Industry and Mineral Resources bandar Bin Ibrahim Al-Khorayef recently announced the allocation of 54 mining reserve sites, including five zinc sites, with one at Khnaiguiyah.

### Corporate Information

Alara is a company limited by shares incorporated in Western Australia.

#### Cash Position

The Company's cash position at 30 June 2020 was A\$7.67 million (30 June 2019: A\$7.56 million).

#### Company Officer Changes

On 28 July 2020, after the Reporting Period, Atmavireswar Sthapak was appointed Managing Director. Prior to this appointment, Mr Sthapak was an Executive Director of the Company. On 28 June 2020 Stephen Gethin was appointed a Non-Executive Director. On 2 July 2020, Mr Gethin was also appointed as Chairman of the Board of Directors. On 2 July 2020 Mr James Phipps, previously Chairman, became a Non-Executive Director and on 4 September exited the Board.

### Principal Activities

The principal activities of entities within the Consolidated Entity during the year were the exploration, evaluation and development of mineral exploration licenses in Oman.

### Significant Changes in the State of Affairs

There have been no significant changes in the state of affairs of the Consolidated Entity save as otherwise disclosed in this Directors' Report or the financial statements and notes thereto.

### Dividends

No dividends have been paid or declared during the financial year.

*[The remainder of this page is intentionally blank]*

## Operating Results

	2020	2019
Consolidated	\$	\$
Total revenue	637,548	263,249
Total expenses	(652,514)	(582,368)
<b>Profit/Loss before tax</b>	<b>(14,966)</b>	<b>(319,119)</b>
Income tax benefit	-	-
<b>Profit/Loss after tax</b>	<b>(14,966)</b>	<b>(319,119)</b>

## Profit/(Loss) per Share

Consolidated	2020	2019
Basic and Diluted profit/(loss) per share (cents)	0.04	(0.07)
Weighted average number of ordinary shares outstanding during the year used in the calculation of basic loss per share	629,835,362	629,017,589

## Cash Flows

	2020	2019
Consolidated	\$	\$
Net cash flow used in operating activities	(2,116,177)	(776,556)
Net cash flow from investing activities	2,272,954	5,138,340
Net cash flow provided by financing activities	(188,662)	(157,155)
Net change in cash held	(31,885)	4,204,629
Effect of exchange rates on cash	144,094	10,835
<b>Cash held at year end</b>	<b>7,674,616</b>	<b>7,562,407</b>

## Financial Position

Outlined below is the Consolidated Entity's Financial Position and prior year comparison.

	2020	2019
Consolidated Entity	\$	\$
Cash	7,674,616	7,562,407
Trade and other receivables	30,633	87,823
Exploration & evaluation	5,161,876	4,919,660
Mine properties & Development assets	9,926,151	6,534,088
Investment in Associate	192,827	162,415
Term deposits	8,661	4,696,887
Other current assets	377,578	129,479
Non-Current assets	462,152	657,161
<b>Total assets</b>	<b>23,834,494</b>	<b>24,749,920</b>
Trade and other payables	267,734	624,424
Unearned Income	8,817	1,624,382
Financial liabilities	684,411	644,232
Provisions	21,755	44,654
<b>Total liabilities</b>	<b>982,717</b>	<b>2,937,692</b>
<b>Net assets</b>	<b>22,851,777</b>	<b>21,812,228</b>
Issued capital	66,340,323	66,107,405
Reserves	11,062,664	10,241,067
Accumulated losses	(54,440,424)	(54,714,409)
<b>Parent interest</b>	<b>22,962,563</b>	<b>21,634,063</b>
Non-controlling interest	(110,786)	178,165
<b>Total equity</b>	<b>22,851,777</b>	<b>21,812,228</b>

## Securities in the Company

### Issued Capital

Fully paid ordinary shares, listed options and unlisted options on issue in the Company as at the date of this report are as follows:

	Fully paid ordinary shares quoted on ASX	Listed options	Unlisted options	Total
	634,886,315	-	-	634,886,315
<b>Total</b>	<b>634,886,315</b>	<b>-</b>	<b>-</b>	<b>634,886,315</b>

### Unlisted Options

During and subsequent to the end of the financial year, no unlisted options were issued.

## Likely Developments and Expected Results

The Consolidated Entity intends to construct mining infrastructure for the Al Hadeetha Project, with the expected construction period being 19 months. Thereafter, the Company intends to commence production and sale of copper and gold from the Al Hadeetha mine. Financial projections for the Al Hadeetha Project are set out on page 2 of this Report. The Company intends to continue exploration, evaluation and development activities in relation to its other mineral exploration licences in Oman in future years. The results of these activities depend on a range of technical and economic factors and also industry, geographic and company specific issues.

## Environmental Regulation and Performance

The Consolidated Entity holds licences and abides by Acts and Regulations issued by the relevant mining and environmental protection authorities of the countries in which the Consolidated Entity operates. These licences, Acts and Regulations specify limits and regulate the management of discharges to the air, surface waters and groundwater associated with exploration and mining operations as well as the storage and use of hazardous materials. There have been no significant breaches of the Consolidated Entity's licence conditions.

*[The remainder of this page is intentionally blank]*

## Board of Directors

The names and details of the directors of the Company in office during the financial year and until the date of this report are as follows.

### Stephen Gethin

Barrister and Solicitor of the Supreme Court of Western Australia and of the High Court of Australia

### Non-Executive Chairman

Appointed Non-Executive Chairman on 2 July 2020

Non-Executive Director 28 June to 2 July 2020

Non-Executive Director 11 January to 22 November 2019

### Experience

Stephen Gethin is a highly regarded Director and lawyer with over 20 years' experience in the provision of corporate legal advice and documentation and over 14 years' experience in the role of General Counsel in ASX-listed companies in a range of industries, including resources, technology and investments. Prior to founding a private legal practice in 2013, he served as General Counsel and Company Secretary of Strike Resources Limited (ASX:SRK) and before that held the same roles at ERG Limited (ASX:ERG). Mr Gethin also provides legal advice to a number of other ASX-listed and large private companies.

### Special Responsibilities

Chairman of the Remuneration and Nomination Committee and Member of the Audit Committee.

### Other Directorships in Listed Companies in Past 3 Years

Nil

### Atmavireswar Sthapak

Bachelor of Applied Science and Master of Technology, Applied Geology

### Managing Director

Appointed Managing Director on 28 July 2020

Executive Director 3 February 2016 to 28 July 2020

Non-Executive Director 22 September 2015 to 3 February 2016

### Experience

Atmavireswar Sthapak (MAusIMM) is a geologist specializing in mineral resource exploration and evaluation studies. He joined Alara in 2011, making valuable contributions to the Company as an Exploration Manager and a Study Manager based in Muscat; including discovery of large VMS copper mineralisation extensions at the Wash-hi project in Oman and recent resource upgrade at Washihi and Daris copper gold deposits. He played key roles in the Feasibility Study and grant of mining license over Washihi project. Prior to Alara, his career spanned 10 years with ACC / ACC-CRA Ltd and 10 years with Rio Tinto (Australasia) where he was awarded a Rio Tinto Discovery Award in 2009. He has worked on exploration around world-class deposits; including Mt. Isa type copper deposits in Australia, and copper, gold and diamond mines on four continents.

### Other Directorships in Listed Companies in Past 3 Years

Nil

### James D. Phipps

BA (Philosophy), JD (Law)

### Non-Executive Director

Non-Executive Director 3 July 2020 to 4 September 2020

Chairman 31 July 2015 to 2020

Non-Executive Director 1 November 2014

Previously Alternate Director to HRH Prince Abdullah (28 October 2013 to 1 November 2014)

### Experience

James D. Phipps is a strategic advisor, entrepreneur, angel investor and people person. Jim practiced law (international commercial matters involving more than 67 countries) in a big law firm environment (Jones Day Reavis & Pogue and Wiley Rein LLP) for 10 years and then moved over to the business side of the house, where his work has involved business leadership, governance, entrepreneurship and strategic consulting. Jim has served on the boards of numerous publicly traded and closely held companies across a number of industries, including mining/mining exploration (copper, zinc, gold and silver), heavy industry (paper), consumer goods (paper, aluminium foil), infrastructure development and O&M (drinking water, waste water, storm water, etc.), technology (gaming and social media), sports entertainment (English football, gaming, fantasy football, sports talk radio), fitness (establishment of the largest MMA gym in the Middle East) and film making ("Dave Made a Maze"). Jim has headed up various board committees including executive, nomination and remuneration, audit and risk. Jim currently serves on the board of MMA Global, Inc. (US OTC: Pink Sheets: LUSI), having been appointed in October 2018. Jim has conducted business on four continents and has over 30 years of experience involving the Middle East. Jim is fluent in Arabic and lived full-time in the Arab world for about 18 years (15 years in Saudi Arabia and 3 years in Iraq). Jim is a combat veteran of the U.S. Army, having served in Operations Desert Shield and Desert Storm from 1990-1991, on the front line with the Brave Rifles of the 3rd Armoured Cavalry Regiment. Jim also served three years as a civilian in harm's way in Baghdad, Iraq from 2008-2010. Jim holds a Bachelor of Arts in Philosophy (1992) and Juris Doctorate (1996) both from Brigham Young University. In 1994 and 1995, Jim studied Islamic shariah as a Fulbright Fellow at the King Faisal Centre for Research and Islamic Studies in Riyadh, Saudi Arabia.

### Other Directorships in Listed Companies in Past 3 Years

Nil

### Justin J Richard

MBA, LLB, Grad Dip ACG, FGIA, FCIS, FAusIMM

### Managing Director

Appointed 16 June 2015 to 27 July 2020

### Experience

Justin Richard is a corporate lawyer and accomplished business manager. He joined Alara in 2011, and for the past eight years has been working in the Middle East as CEO of Alara's international joint venture companies Al Hadeetha Resources, Daris Resources and Alara Resources.

Since Mr Richard's appointment as Managing Director, Alara has completed a feasibility study, announced a maiden ore reserve statement, and secured a mining licence for the Al Hadeetha Copper Gold project in Oman. He has established key business relationships for the Company as it moves to expand its



business beyond mineral exploration to mine development and production of copper concentrate. Prior to joining Alara, Mr Richard worked with UGL Limited (Resources Division), Bateman Engineering and Minter Ellison Lawyers (Insurance & Corporate Risk, and Construction, Engineering and Infrastructure). He has an MBA from London Business School, a law degree from the University of Western Australia and is a Fellow of the Governance Institute of Australia and the Australasian Institute of Mining and Metallurgy.

#### Alternate Director

On 1 May 2018, Justin Richard appointed Stephen Gethin as his Alternate Director<sup>11</sup>. Mr Gethin's experience and qualifications are set out below.

#### Other Directorships in Listed Companies in Past 3 Years

Nil

#### Vikas Jain

MBA

#### Non-Executive Director

Appointed 6 April 2016

#### Experience

Vikas Jain holds an MBA obtained in the USA and has a vast experience of around 19 years in the field of mineral exploration, mining, oil-field exploration and allied activities. He is currently Managing Director and CEO of the Indian Company South West Pinnacle Exploration Limited (SWPE), founded by him in 2006 and also listed on the National Stock Exchange, India. Under his leadership and able guidance, this company has grown manifold and at present is a premier exploration company in India. The company started primarily as a mineral exploration company and progressively added Coal Bed Methane (CBM) exploration and production, aquifer mapping, HDD, geophysical logging, transportation and other geological activities into its domain. SWPE has recently ventured into 3D & 2D seismic acquisition and processing for oil field exploration services. SWPE has recently been awarded contract for first integrated 2D seismic acquisition, processing and exploration including drilling in coal block in India. He also has wide experience in open cast mining of various minerals and allied activities through his earlier stint with other companies.

#### Special Responsibilities

Chairman of the Audit Committee and Member of the Remuneration and Nomination Committee.

#### Other Directorships in Listed Companies in Past 3 Years

South West Pinnacle Exploration Limited, listed on the National Stock Exchange, India.

#### Avi Sthapak

#### Non-Executive Director

Appointed 11 January 2019

#### Experience

Avi is a graduate with a degree in Computer Science Engineering with a focus on infrastructure management. Earlier, this year he completed his Master's of Business Administration from Curtin University, Perth with the key areas of study including strategy development, accounting, global mobility and talent acquisition, marketing, leadership and finance. He has experience as a Business Development Consultant and a Junior Management Consultant. He worked as a part time consultant for Live-in Learning for Curtin Exchange Project. The key areas here included creating a feasibility plan for a sustainable Solar Project at Curtin Campus. Presently he is working as a marketing Assistant for Red Leaf Solutions.

#### Other Directorships in Listed Companies in Past 3 Years

Nil

#### Retired Directors

Mr Justin Richard stepped down as Managing Director on 27 July 2020. The other Directors all held office throughout the financial year and up to the date of this report.

#### Company Secretary

#### Stephen Gethin

Barrister and Solicitor of the Supreme Court of Western Australia and of the High Court of Australia

#### Company Secretary

Appointed 1 May 2018 to 2 July 2020

#### Experience

Refer to Mr Gethin's details above. After the end of the Reporting Period, on 2 July 2020, Mr Dinesh Agarwal was appointed Company Secretary.

#### Directors' Interests in Shares and Options

As at the date of this report, the relevant interests of the Directors in shares and options held in the Company are:

	Fully Paid Ordinary Shares	Options
Stephen Gethin	-	-
Atmavireshwar Sthapak	2,951,451 <sup>12</sup>	-
James Phipps	-	-
Vikas Jain	37,745,930 <sup>13</sup>	-

<sup>12</sup> Refer Alara's 3 December 2018 ASX Announcement: Appendix 3Y. In connection with his appointment as Managing Director, the Company agreed to issue 5 million options to Mr Atmavireshwar Sthapak, each exercisable within one year after vesting, with an exercise price of AUD 0.03 each, to vest upon the Company achieving the first production of saleable copper concentrate by 31 March 2022. The issue of the options is subject to shareholders' approval, which will be sought at the Company's 2020 AGM.

<sup>13</sup> Refer Alara's 29 March 2019 ASX Announcement: Appendix 3Y.

Avi Sthapak	-	-
Justin Richard	35,319,526 <sup>14</sup>	-

## Directors' Meetings

The number of meetings and resolutions of directors (including meetings of committees of directors) held during the year and the number of meetings (or resolutions) attended by each director were as follows:

Name of Director	Appointment / Resignation	Board		Audit Committee		Remuneration and Nomination Committee	
		Meetings Attended	Maximum Possible Meetings	Meetings Attended	Maximum Possible Meetings	Meetings Attended	Maximum Possible Meetings
James Phipps	Appointed 1 November 2014; appointed member of Audit Committee and Remuneration Committee 30 June 2016	12	12	1	1	-	-
Justin Richard	Appointed 16 June 2015	12	12				
Atmavireshwar Sthapak	Appointed 22 September 2015	11	12	1	1	-	-
Vikas Jain	Appointed 6 April 2016	12	12	1	1	-	-
Avi Sthapak	Appointed 11 January 2019	8	12	-	-	-	-
Stephen Gethin (alternate director to J Richard)	Appointed 11 May 2018	0	12				

## Audit Committee

The Audit Committee currently comprises Non-Executive Directors, Vikas Jain (as Chairman) (since 6 April 2016), Non-Executive Director Stephen Gethin (since 2 July 2020) and Managing Director Atmavireshwar Sthapak (since 28 September 2016).

The Audit Committee has a formal charter to prescribe its objectives, duties and responsibilities, access and authority, composition, membership requirements of the Committee and other administrative matters. Its function includes reviewing and approving the audited annual and reviewed half-yearly financial reports, ensuring a risk management framework is in place, reviewing and monitoring compliance issues, reviewing reports from management and matters related to the external auditor. The Audit Committee Charter may be viewed and downloaded from the Company's website.

*[The remainder of this page is intentionally blank]*

## REMUNERATION REPORT

The following information in the Remuneration Report has been audited. This Remuneration Report details the nature and amount of remuneration for each Director and Company Executive (being a company secretary or senior manager with authority and responsibility for planning, directing and controlling the major activities of the Company or Consolidated entity, directly or indirectly) (**Key Management Personnel** or **KMP**) of the Consolidated Entity in respect of the financial year ended 30 June 2020.

### Key Management Personnel

Directors	
Stephen Gethin	Chairman (Appointed since the end of the Reporting Period. Non-Executive Director for part of the Reporting Period – see above)
James Phipps	Non-Executive Director (Chairman during the Reporting Period)
Atmavireshwar Sthapak	Managing Director (appointed since the end of the Reporting Period. Non-Executive Director during the Reporting Period – see above)
Justin Richard	Managing Director (Resigned since the Reporting Period – see above)
Vikas Jain	Non-Executive Director
Avi Sthapak	Non-Executive Director
Executives	
Stephen Gethin	Company Secretary (Resigned as Secretary on 2 July – see above)
Avigyan Bera	CEO, AHRL

### Remuneration and Nomination Committee

The Remuneration and Nomination Committee currently comprises Non-Executive Chairman, Stephen Gethin (member since 2 July 2020 and Chairman since 2 July 2020) and Non-Executive Director Vikas Jain (since 6 April 2016) and Managing Director Atmavireshwar Sthapak (since 28 June 2016).

The Remuneration and Nomination Committee has a formal charter to prescribe its purpose, key responsibilities, composition, membership requirements, powers and other administrative matters. The Committee has a remuneration function (with key responsibilities to make recommendations to the Board on policy governing the remuneration benefits of the Managing Director and Executive Directors, including equity-based remuneration and assist the Managing Director to determine the remuneration benefits of senior management and advise on those determinations) and a nomination function (with key responsibilities to make recommendations to the Board as to various Board matters including the necessary and desirable qualifications, experience and competencies of Directors and the extent to which these are reflected in the Board, the appointment of the Chairman and Managing Director, the development and review of Board succession plans and addressing Board diversity). The Remuneration and Nomination Committee Charter may be viewed and downloaded from the Company's website.

### Remuneration Policy

The Board (with guidance from the Remuneration and Nomination Committee) determines the remuneration structure of all Key Management Personnel having regard to the Consolidated Entity's strategic objectives, scale and scope of operations and other relevant factors, including experience and qualifications, length of service, market practice, the duties and accountability of Key Management Personnel and the objective of maintaining a balanced Board which has appropriate expertise and experience, at a reasonable cost to the Company. The Board recognises that the performance of the Company depends upon the quality of its Directors and Executives. To achieve its financial and operating objectives, the Company must attract, motivate and retain highly skilled Directors and Executives.

The Company embodies the following principles in its remuneration framework:

- Provide competitive rewards to attract and retain high calibre Executives.
- Structure remuneration at a level that reflects the Executive's duties and accountabilities and is competitive.

### Remuneration Structure

The structure of Non-Executive Director and Executive Director remuneration is separate and distinct.

### Director Remuneration

#### Objective

The Board seeks to set aggregate remuneration (for directors) at a level which provides the Company with the ability to attract and retain directors of the highest calibre, whilst incurring a cost which is acceptable to shareholders.

#### Structure

The Company's constitution and the ASX Listing Rules specify that the aggregate remuneration of non-executive directors shall be determined from time to time by a general meeting. An amount not exceeding the amount determined is then divided between the directors as agreed. The latest determination was at the General Meeting held on 26 May 2011 where shareholders approved an aggregate remuneration of \$275,000 per year. The amount of aggregate remuneration sought to be approved by shareholders and the manner in which it is apportioned amongst directors is reviewed annually. The Board considers fees paid to non-executive directors of comparable companies when undertaking the annual review process. Each Non-Executive Director receives a fee for being a director of the Company and for sitting on relevant board committees. The fee size is commensurate with the workload and responsibilities undertaken.

## Managing Director and Senior Executive Remuneration

### Objective

The Company aims to reward executives with a level and mix of remuneration commensurate with their position and responsibilities within the Company and so as to ensure total remuneration is competitive by market standards. Formal employment contracts are entered into with the Managing Director and senior executives. Details of these contracts are outlined later in this report.

### Consequences of Company Performance on Shareholder Wealth

In considering the Company's performance and benefits for shareholder wealth, the Board have regard to the following information in relation to the current financial year and the previous four financial years:

	2020	2019	2018	2017	2016
Total Equity	\$22.9m	\$21.8m	\$10.4m	\$9.5m	\$8.4m
Basic earnings/(loss) per share – cents	0.04	(0.07)	(0.11)	(0.04)	(7.42)
Net Profit/(Loss) attributable to members	273,985	(454,577)	(691,512)	(258,526)	(30,595,088)
Market Capitalisation	\$8.3m	\$15.1m	\$18.2m	\$8.4m	\$14m

### Fixed Remuneration

During the financial year, the Key Management Personnel of the Company are paid a fixed base salary/fee per annum plus applicable employer superannuation contributions, as detailed below (Details of Remuneration Provided to Key Management Personnel).

### Performance Related Benefits/Variable Remuneration

Performance related benefits/variable remuneration payable to Key Management Personnel is disclosed in the table Details of Remuneration Provided to Key Management Personnel. Justin Richard was paid expat allowances, including house, school, travel and medical insurance and Atmavireswar Sthapak was paid allowances including house, travel and medical insurance.

### Special Exertions and Reimbursements

Pursuant to the Company's Constitution, each Director is entitled to receive:

- Payment for the performance of extra services or the undertaking of special exertions at the request of the Board and for the purposes of the Company.
- Payment for reimbursement of all reasonable expenses (including traveling and accommodation expenses) incurred by a Director for the purpose of attending meetings of the Company or the Board, on the business of the Company, or in carrying out duties as a Director.

### Post-Employment Benefits

Other than employer contributions to nominated complying superannuation funds or gratuity of Key Management Personnel (where applicable) and entitlements to accrued unused annual and long service leave (where applicable), the Company does not presently provide retirement benefits to Key Management Personnel.

The Company notes that shareholder approval is required where a Company proposes to make a "termination payment" (for example, a payment in lieu of notice, a payment for a post-employment restraint and payments made as a result of the automatic or accelerated vesting of share based payments) in excess of one year's "base salary" (defined as the average base salary over the previous 3 years) to a director or any person who holds a managerial or executive office.

### Long-Term Benefits

Other than early termination benefits disclosed in 'Employment Contracts' below, Key Management Personnel have no right to termination payments save for payment of accrued unused annual and long service and/or end of service leave (where applicable).

*[The remainder of this page is intentionally blank]*



## Details of Remuneration Provided to Key Management Personnel.

Key Management Person	Performance based	Fixed	At risk STI	Options related	Short-term benefits					Post-employment benefits		Other long-term benefits	Equity based benefits	Total
					Cash payments			Non-cash <sup>(ii)</sup>	Other <sup>(iii)</sup>	Super-annuation	Termination	Other	Options	
					Salary, and fees	Allo-wances <sup>(i)</sup>	Cash Bonus							
2020	%	%	%	%	\$	\$	\$	\$	\$	\$	\$	\$	\$	\$
Executive Directors:														
Justin Richard	-	100%	-	-	381,045	149,943	-	12,097	-	-	-	37,987	-	581,072
Atmavireshwar Sthapak	-	100%	-	-	253,404	29,878	-	1,433	-	-	-	21,118	-	305,833
Non-Executive Directors:														
James Phipps	-	100%	-	-	152,519	-	-	-	-	-	-	-	-	152,519
Vikas Jain	-	100%	-	-	50,000	-	-	-	-	-	-	-	-	50,000
Stephen Gethin	-	-	-	-	-	-	-	-	-	-	-	-	-	-
Avi Sthapak	-	-	-	-	-	-	-	-	-	-	-	-	-	-
Company Secretary:														
Stephen Gethin <sup>(iv)</sup>	-	100%	-	-	39,105	-	-	-	-	-	-	-	-	39,105
Chief Executive Officer of AHRL														
Avigyan Bera	-	100%	-	-	6,871	-	-	-	-	-	-	-	-	6,871

## Notes:

- (i) Allowances are based on the executive agreement and may include expat allowance, company car allowance, rent allowance and security bond, and school allowance received from subsidiaries and related joint venture entities.
- (ii) Non-cash benefits include net leave and/or end of service gratuity accrued or paid pursuant to relevant labour laws.
- (iii) Other short-term benefits consist of exchange gain/(loss) due to foreign currency translation from Oman Riyal to Australia Dollars to Australian Dollars on Mr Richard's salary.
- (iv) Appointed 1 May 2018. Remuneration, in his capacity as Company Secretary, paid to Fortuna Advisory Group.

Key Management Person	Performance based	Fixed	At risk STI	Options related	Short-term benefits					Post-employment benefits		Other long-term benefits	Equity based benefits	Total
					Cash payments			Non-cash <sup>(ii)</sup>	Other <sup>(iii)</sup>	Super-annuation	End of Service <sup>(iv)</sup> / Termination	Other	Options	
					Salary, and fees	Allowances <sup>(i)</sup>	Cash Bonus							
2019	%	%	%	%	\$	\$	\$	\$	\$	\$	\$	\$	\$	\$
	Executive Directors:													
Justin Richard	-	100%	-	-	374,101	160,307	-	23,440		-		12,486	-	570,334
Atmavireshwar Sthapak <sup>(v)</sup>	-	100%	-	-	249,508	28,305	-	1,400		-		10,320	-	289,533
	Non-Executive Directors:													
James Phipps	-	100%	-	-	75,000	-	-	-	-	-	-	-	-	75,000
Vikas Jain <sup>(vi)</sup>	-	100%	-	-	50,000	-	-	-	-	-	-	-	-	50,000
Stephen Gethin	-	100%	-	-		-	-	-	-	-	-	-	-	-
	Company Secretary:													
Stephen Gethin	-	100%	-	-	39,105	-	-	-	-	-	-	-	-	39,105

## Notes:

- (i) Allowances are based on the executive agreement and may include company car allowance, rent allowance and security bond, and school allowance received from subsidiaries and related joint venture entities.
- (ii) Non-cash benefits include net annual leave expensed but not paid during the year.
- (iii) Other short-term benefits consist of exchange gain/(loss) due to foreign currency translation from Oman Riyal to Australia Dollars and Saudi Riyal to Australian Dollars on Mr Richard's salary.
- (iv) Under Omani labour law, an End of Service Gratuity is payable upon termination of employment.
- (v) Appointed 2 September 2015 with remuneration and allowances commencing January 2016.
- (vi) Appointed 6 April 2016.
- (vii) Appointed 30 June 2015, remuneration paid to Corporate Board Services.

## Equity Based Benefits

The Company has not provided any equity based benefits (e.g. grant of shares or options) to Key Management Personnel during the financial year. No shares were issued as a result of the exercise of options held by Key Management Personnel during the financial year.

## Options Lapsed During the Year

During the financial year, 3,000,000 options with a value, on issue, of \$20,000 expired without being exercised.

## Details of Shares Held by Key Management Personnel

2020	Ordinary Fully Paid Shares				
	Balance at 1 July 2019	Balance at appointment	Net change	Balance at cessation	Balance at 30 June 2020
<b>Name of Director/KMP</b>					
Justin Richard	34,119,526		1,200,000		35,319,526 <sup>(i)</sup>
Atmavireswar Sthapak <sup>(ii)</sup>	2,544,838		406,613		2,951,451
James Phipps	-		-		-
Vikas Jain	37,745,930		-		37,745,930
Stephen Gethin <sup>(iv)</sup>		-	-		-

2019	Ordinary Fully Paid Shares				
	Balance at 1 July 2018	Balance at appointment	Net change	Balance at cessation	Balance at 30 June 2019
<b>Name of Director/KMP</b>					
Justin Richard	33,369,526		750,000		34,119,526 <sup>(i)</sup>
Atmavireswar Sthapak <sup>(ii)</sup>	1,951,451		593,387		2,544,838
James Phipps	-		-		-
Vikas Jain	34,285,230		3,460,700		37,745,930
Avi Sthapak					
Stephen Gethin <sup>(iv)</sup>		-	-		-

### Notes:

(i) Includes shares held / acquired by Mr Richard's spouse. Mr Richard submitted a request for trading approval to the Company on 2 occasions during the period.

(ii) Mr Sthapak submitted a request for trading approval to the Company on 1 occasion during the relevant period. (iii) Resigned 30 April 2018. (iv) Appointed 1 May 2018.

*[The remainder of this page is intentionally blank]*

### Details of Options Held by Key Management Personnel

No options are held by Key Management Personnel during or at the end of the financial year (2019: NIL).

### Employment Contracts

#### (a) Former Managing Director/CEO – Justin Richard

Justin Richard was appointed the Company's Legal & Commercial Manager in August 2011 and Alara's Country Manager for Saudi Arabia in November 2012 and Oman in December 2013. He was appointed Managing Director on 16 June 2015. He resigned as Managing Director on 27 July 2020. The terms of his employment contract were carried over from his previous agreement contract with no increase in salary or allowance, the material terms of which are as follows:

- One-year term with annual base salary of A\$381,045 (subject to adjustments for exchange rate variations\* for salary paid in Omani Rial. His employment contract was subsequently extended on the same terms indefinitely;
- Expatriate allowances (including housing, school and travel) totalling approximately A\$175,000 per annum (subject to adjustments for exchange rate variations\*);
- Provision of medical insurance cover;
- Standard annual leave (20 days) and personal/sick leave (10 days paid) entitlements plus any additional entitlements prescribed under relevant Labour Law;
- Compulsory statutory 'end of service' payments due under Omani Law; and
- One month's notice of termination within first six months, subject to repatriation provisions which total approximately three months remuneration.

\*Exchange rate variations based on rates prevailing at the time the expatriate assignments commenced.

#### (b) Technical Director – Atmavireshwar Sthapak (during the Reporting Period – since appointed Managing Director)

Atmavireshwar Sthapak was appointed Non-Executive Director on 22 September 2015, Executive Director on 3 February 2016 and subsequently appointed Managing Director on 27 July 2020. The material terms of his contract in effect during the Reporting Period were as follows<sup>14</sup>:

- An annual base salary of OMR 67,200 per annum;
- Use of a company car;
- Provision of medical insurance cover;
- Allowances totalling up to OMR 10,200 per annum;
- Compulsory statutory 'end of service' payments due under Oman Labour Law;
- Standard annual leave (20 days) and personal/sick leave (10 days paid) entitlements plus any additional entitlements prescribed under Oman Labour Law; and
- Either party may terminate the agreement by providing three months' notice.

#### (c) Other Executives

Details of the material terms of formal employment/consultancy agreements (as the case may be) between the Company and other Key Management Personnel during the period are as follows:

Key Management Personnel and Position(s) Held	Relevant Date(s)	Base Salary/Fees per annum	Other Terms
Stephen Gethin Director and Company Secretary	1 May 2018 to 2 July 2020	\$39,105 plus GST per annum. (The Company pays Fortuna Advisory group \$110,400 as a combined amount for Company Secretarial and Chief Financial Officer services. Mr Gethin is a consultant to Fortuna Advisory Group through Fortuna Legal Pty Ltd, of which he is a director. Of the annual fee received by Fortuna Advisory Group, it pays Fortuna Legal \$39,105).	Initially appointed under a one year fixed-term contract expiring on 30 April 2019, reviewable at the end of the year, extended on the same terms for two additional years, currently expiring on 30 April 2020. Extended until 31 July 2021.

### Other Benefits Provided to Key Management Personnel

No Key Management Personnel has during or since the end of the financial year, received or become entitled to receive a benefit, other than a remuneration benefit as disclosed above, by reason of a contract made by the Company or a related entity with the Director or with a firm of which he is a member, or with a Company in which he has a substantial interest. There were no loans to directors or executives during the reporting period.

### Employee Share Option Plan

The Company has an Employee Share Option Plan (the **ESOP**) which was most recently approved by shareholders at the 2017 Annual General Meeting. The ESOP was developed to assist in the recruitment, reward, retention and motivation of employees (excluding Directors) of Alara. Under the ESOP, the Board will nominate personnel to participate and will offer options to subscribe for shares to those personnel. A summary of the terms of ESOP is set out in Annexure A to Alara's Notice of Annual General Meeting and Explanatory Statement for its 2017 AGM. No securities were issued to KMP under the ESOP during the financial year (2019: Nil).

<sup>14</sup> Refer Alara's 3 February 2016 ASX Announcement: "Appointment of Executive Director".

## Director Loan Agreement

There were no loan agreements with the Directors during the year.

## Securities Trading Policy

The Company has a Securities Trading Policy, a copy of which is available for viewing and downloading from the Company's website.

## Voting and Comments on the Remuneration Report at the 2019 Annual General Meeting

At the Company's most recent (2019) Annual General Meeting (**AGM**), a resolution to adopt the 2019 Remuneration Report was put to a vote and passed unanimously on a show of hands with the proxies received also indicating majority (99.96%) support in favour of adopting the Remuneration Report.<sup>15</sup> No comments were made on the Remuneration Report at the AGM.

## Engagement of Remuneration Consultants

The Company engaged a remuneration consultant Godfrey Remuneration Group Pty Limited to provide remuneration recommendations in relation to the remuneration of the Managing Director and the Non-Executive Directors during the year.

The Board has established a policy for engaging external remuneration consultants which includes, inter alia, that the Remuneration and Nomination Committee be responsible for approving all engagements of and executing contracts to engage remuneration consultants and for receiving remuneration recommendations from remuneration consultants regarding Key Management Personnel and to ensure that the making of remuneration recommendations would be free from undue influence by the member or members of the key management personnel to whom the recommendation relates.

The policy was complied with in relation to the above appointment. In the case of the appointment of this remuneration consultant all communications between the Company and the consultant were handled on the Company's part by the Chairman of the Remuneration and Nomination Committee (**Committee Chairman**) who is also the Chairman of the Board. The Committee Chairman is satisfied that there was no undue influence on the remuneration consultant by any member of key management personnel to whom the remuneration consultant's recommendations related. The remuneration consultant included with its remuneration recommendation a declaration that its recommendation was made free from undue influence by the members of the key management personnel to whom the recommendation related. The remuneration consultant is a leading and highly respected consultant within the Australian listed company remuneration advisory field.

For the reasons specified above the Board is satisfied that the remuneration recommendations were made free from undue influence by the members of key management personnel to whom they relate. The remuneration consultant did not provide any other kind of advice to the Company. The Company paid the remuneration consultant \$16,000 plus GST for its remuneration recommendation.

This concludes the audited Remuneration Report.

## Directors' and Officers' Insurance

The Company did not have a policy of Directors' and Officers' Insurance during the reporting period.

## Directors' Deeds

In addition to the rights of indemnity provided under the Company's Constitution (to the extent permitted by the Corporations Act), the Company has also entered into a deed with each of the Directors (Officers) to regulate certain matters between the Company and each Officer, both during the time the Officer holds office and after the Officer ceases to be an officer of the Company, including the following matters:

- The Company's obligation to indemnify an Officer for liabilities or legal costs incurred as an officer of the Company (to the extent permitted by the Corporations Act).
- Subject to the terms of the deed and the Corporations Act, the Company may advance monies to Officers to meet any costs or expenses of the Officer incurred in circumstances relating to the indemnities provided under the deed and before the outcome of legal proceedings brought against the Officer.

## Legal Proceedings on Behalf of Consolidated Entity (Derivative Actions)

No person has applied for leave of a court to bring proceedings on behalf of the Consolidated Entity or intervene in any proceedings to which the Consolidated Entity is a party for the purpose of taking responsibility on behalf of the Consolidated Entity for all or any part of such proceedings and the Consolidated Entity was not a party to any such proceedings during and since the financial year.

## Auditor

Details of the amounts paid or payable to the Company's auditors (Rothsay Auditing for 30 June 2020 and RSM Chartered Accountants for the Oman entity audits) for audit and non-audit services provided during the financial year are set out below (refer to Note 5):

Audit and Review Fees \$	Fees for Other Non-Audit Services \$	Total \$
31,832	–	31,832

No non-audit services were provided by the Auditors during the year.

## Auditor's Independence Declaration

A copy of the Auditor's Independence Declaration as required under section 307C of the Corporations Act 2001 forms part of this Directors Report and is set

<sup>15</sup> Refer Alara's 17 November 2017 ASX Announcement: Results of Meeting.



out on page 21. This relates to the Auditor's Report, where the Auditors state that they have issued an Independence Declaration.

### Events Subsequent to Reporting Date

The Directors are not aware of any matters or circumstances at the date of this Directors' Report, other than those referred to in this Directors' Report or the financial statements or notes thereto set out on page 44, that have significantly affected or may significantly affect the operations, the results of operations or the state of affairs of the Company and Consolidated Entity in subsequent financial years.

Signed for and on behalf of the Directors in accordance with a resolution of the Board:



**Atmavireshwar Sthapak**  
Managing Director

25 September 2020



Level 1, Lincoln House, 4 Ventnor Avenue, West Perth WA 6005  
P.O. Box 8716, Perth Business Centre WA 6849  
Phone (08) 9486 7094 [www.rothsayresources.com.au](http://www.rothsayresources.com.au)

The Directors  
Alara Resources Limited  
Suite 1.02  
110 Erindale Road  
Balcatta WA 6021

Dear Directors

In accordance with Section 307C of the *Corporations Act 2001* (the "Act") I hereby declare that to the best of my knowledge and belief there have been:

- (i) no contraventions of the auditor independence requirements of the Act in relation to the audit of the 30 June 2020 financial statements; and
- (ii) no contraventions of any applicable code of professional conduct in relation to the review.

This declaration is in respect of Alara Resources Limited and the entities it controlled during the year.

Daniel Dalla CA (Lead auditor)  
Partner  
Rothsay Auditing

Dated 25 September 2020



Liability limited by a scheme approved under Professional Standards Legislation

## Consolidated Statement of Profit and Loss and other Comprehensive Income for the year ended 30 June 2020

	Note	2020 \$	2019 \$
Revenue	3	477,951	97,401
Other income	3	164,901	165,848
Gain/(Loss) on Forex	3	(5,304)	-
Personnel		(244,548)	(426,714)
Occupancy Costs		(46,438)	(38,356)
Finance expense		(1,023)	(142,311)
Corporate expenses		(132,856)	(69,115)
Gain/(Loss) on disposal of subsidiary		-	425,895
Administration expenses		(258,061)	(279,740)
Share of profit/(losses) of associates	11	30,412	(52,027)
<b>PROFIT/(LOSS) BEFORE INCOME TAX</b>		<b>(14,966)</b>	<b>(319,119)</b>
Income tax benefit		-	-
<b>PROFIT/(LOSS) FOR THE YEAR</b>		<b>(14,966)</b>	<b>(319,119)</b>
<b>Other comprehensive income:</b>			
Items that may be reclassified subsequently to profit or loss:			
Exchange differences on translation of foreign operations		841,597	740,869
<b>Total other comprehensive income/(loss)</b>		<b>841,597</b>	<b>740,869</b>
<b>TOTAL COMPREHENSIVE INCOME/(LOSS) FOR THE YEAR</b>		<b>826,631</b>	<b>421,750</b>
<b>Profit/(loss) attributable to:</b>			
Owners of Alara Resources Limited		<b>273,985</b>	(454,577)
Non-controlling interest		(288,951)	135,458
		<b>(14,966)</b>	<b>(319,119)</b>
<b>Total comprehensive income/(loss) for the year attributable to:</b>			
Owners of Alara Resources Limited		1,115,582	286,292
Non-controlling interest		(288,951)	135,458
		<b>826,631</b>	<b>421,750</b>
<b>Earnings/Loss per share:</b>			
Basic earnings/(loss) per share cents	6	0.04	(0.07)
Diluted earnings/(loss) per share cents	6	0.04	(0.07)

The accompanying notes form part of this consolidated financial statement.

	Note	2020 \$	2019 \$
<b>CURRENT ASSETS</b>			
Cash and cash equivalents	7	7,674,616	7,562,407
Trade and other receivables	8	30,633	87,823
Other current assets	9	377,578	129,479
Financial assets	10	8,661	4,696,887
<b>TOTAL CURRENT ASSETS</b>		<b>8,091,488</b>	<b>12,476,596</b>
<b>NON-CURRENT ASSETS</b>			
Financial assets	10	422,342	617,667
Investment in Associate	11	192,827	162,415
Property, plant and equipment	12	39,810	39,494
Mine properties & Development assets	12	9,926,151	6,534,088
Exploration and evaluation	13	5,161,876	4,919,660
<b>TOTAL NON CURRENT ASSETS</b>		<b>15,743,006</b>	<b>12,273,324</b>
<b>TOTAL ASSETS</b>		<b>23,834,494</b>	<b>24,749,920</b>
<b>CURRENT LIABILITIES</b>			
Trade and other payables	14	267,734	624,424
Unearned income	15	8,817	1,624,382
Provisions	16	21,755	8,390
<b>TOTAL CURRENT LIABILITIES</b>		<b>298,306</b>	<b>2,257,196</b>
<b>NON CURRENT LIABILITIES</b>			
Financial liabilities	17	684,411	644,232
Provisions	16	-	36,264
<b>TOTAL NON CURRENT LIABILITIES</b>		<b>684,411</b>	<b>680,496</b>
<b>TOTAL LIABILITIES</b>		<b>982,717</b>	<b>2,937,692</b>
<b>NET ASSETS</b>		<b>22,851,777</b>	<b>21,812,228</b>
<b>EQUITY</b>			
Issued capital	18	66,340,323	66,107,405
Reserves	19	11,062,664	10,241,067
Accumulated losses		(54,440,424)	(54,714,409)
<b>Parent interest</b>		<b>22,962,563</b>	<b>21,634,063</b>
Non-controlling interest		(110,786)	178,165
<b>TOTAL EQUITY</b>		<b>22,851,777</b>	<b>21,812,228</b>

The accompanying notes form part of this consolidated financial statement.



	Note	Issued Capital	Options Reserve	Foreign Currency Translation Reserve	Accumulated Losses	Transactions with minority interests \$	Non-Controlling Interest	Total
		\$	\$	\$	\$	\$	\$	\$
Balance as at 1 July 2018		66,107,405	20,000	886,345	(54,259,832)	-	(2,256,248)	10,497,670
Foreign currency translation reserve		-	-	740,869	-	-	-	740,869
Net income and expense recognised directly in equity		-	-	740,869	-	-	-	740,869
Profit/(Loss) for the year		-	-	-	(454,577)	-	135,458	(319,119)
Total comprehensive income/ (loss) for the year		-	-	740,869	(454,577)	-	135,458	421,750
<b>Transactions with owners in their capacity as owners:</b>								
Transactions with Minority Interest		-	-	-	-	8,593,853	-	8,593,853
Disposal of Subsidiary		-	-	-	-	-	(135,193)	(135,193)
Additional non-controlling interest arising on disposal of interest in Al Hadeetha Resources LLC		-	-	-	-	-	2,434,148	2,434,148
<b>Balance as at 30 June 2019</b>		<b>66,107,405</b>	<b>20,000</b>	<b>1,627,214</b>	<b>(54,714,409)</b>	<b>8,593,853</b>	<b>178,165</b>	<b>21,812,228</b>
Balance as at 1 July 2019		66,107,405	20,000	1,627,214	(54,714,409)	8,593,853	178,165	21,812,228
Options expired		-	(20,000)	-	-	-	-	(20,000)
Foreign currency translation reserve		-	-	841,597	-	-	-	841,597
Net income and expense recognised directly in equity		-	(20,000)	841,597	-	-	-	821,597
Profit/(Loss) for the year		-	-	-	273,985	-	(288,951)	(14,966)
Total comprehensive income/(loss) for the year		-	(20,000)	841,597	273,985	-	(288,951)	806,631
<b>Transactions with Owners in their capacity as owners:</b>								
Share placement	18	232,918	-	-	-	-	-	232,918
<b>Balance as at 30 June 2020</b>		<b>66,340,323</b>	<b>-</b>	<b>2,468,811</b>	<b>(54,440,424)</b>	<b>8,593,853</b>	<b>(110,786)</b>	<b>22,851,777</b>

The accompanying notes form part of this consolidated financial statement.

	Note	2020 \$	2019 \$
<b>CASH FLOWS FROM OPERATING ACTIVITIES</b>			
Payments to suppliers and employees (inclusive of GST)		(2,670,073)	(790,802)
Interest received		553,896	14,246
<b>NET CASHFLOWS USED IN OPERATING ACTIVITIES</b>	7b	<b>(2,116,177)</b>	<b>(776,556)</b>
<b>CASH FLOWS FROM INVESTING ACTIVITIES</b>			
Proceeds from disposal of plant and equipment		-	1,277
Payments for plant and equipment		(9,146)	(4,505)
Payments for exploration and evaluation activities		-	(1,176,094)
Payments for development expenditure		(3,185,950)	(227,893)
Loan to other entity (repayment)		195,325	(4,696,887)
Proceeds from disposal of investments		5,272,725	11,242,442
<b>NET CASHFLOWS USED IN INVESTING ACTIVITIES</b>		<b>2,272,954</b>	<b>5,138,340</b>
<b>CASH FLOWS FROM FINANCING ACTIVITIES</b>			
Proceeds from issuing ordinary shares		232,918	-
Loans to other entities		-	(157,155)
Transaction cost related to borrowings		(421,580)	-
<b>NET CASHFLOWS PROVIDED BY FINANCING ACTIVITIES</b>		<b>(188,662)</b>	<b>(157,155)</b>
<b>NET INCREASE / DECREASE IN CASH AND CASH EQUIVALENTS HELD</b>		<b>(31,885)</b>	<b>4,204,629</b>
Cash and cash equivalents at beginning of the financial year		7,562,407	3,346,943
Effect of exchange rate changes on cash		144,094	10,835
<b>CASH AND CASH EQUIVALENTS AT THE END OF THE FINANCIAL YEAR</b>	7	<b>7,674,616</b>	<b>7,562,407</b>

The accompanying notes form part of this consolidated financial statement.

**1. SUMMARY OF ACCOUNTING POLICIES****Statement of Significant Accounting Policies**

The principal accounting policies adopted in the preparation of these financial statements are set out below.

The financial report includes the financial statements for the Consolidated Entity consisting of Alara Resources Limited and its controlled and jointly controlled entities. Alara Resources Limited is a company limited by shares, incorporated in Western Australia, Australia and whose shares are publicly traded on the Australian Securities Exchange (**ASX**).

**1.1. Basis of preparation**

These general-purpose financial statements have been prepared in accordance with Australian Accounting Standards, Australian Accounting Interpretations, other authoritative pronouncements of the Australian Accounting Standards Board and the *Corporations Act 2001*. Alara Resources Limited is a for-profit entity for the purposes of preparing the financial statements.

**Compliance with IFRS**

The consolidated financial statements of the Consolidated Entity, Alara Resources Limited, also comply with International Financial Reporting Standards (**IFRS**) as issued by the International Accounting Standards Board (IASB).

**Reporting Basis and Conventions**

The financial report has been prepared on an accruals basis and is based on historical costs modified by the revaluation of selected non-current assets, and financial assets and financial liabilities for which the fair value basis of accounting has been applied.

**Going Concern Assumption**

The financial statements have been prepared on the going concern basis of accounting which assumes the continuity of normal business activities and realisation of assets and settlement of liabilities in the ordinary course of business.

The Group has incurred a loss for the year ended 30 June 2020 of \$14,966 (2019: Loss - \$319,119) and cash inflows from operating and investing activities of \$156,777 (2019: \$4,361,784). As at 30 June 2020 the Group has a cash at bank balance of \$7,674,616 (2019: \$7,562,407) and bank deposits of \$8,661 (2019: 4,696,887) and working capital of \$7,793,182 (2019: \$10,219,400).

The directors have prepared a cash flow forecast, which indicates that the Group will have sufficient cash flows to meet all commitments and working capital requirements for the 12-month period from the date of signing this financial report. Based on the cash flow forecast, the directors are satisfied that the going concern basis of preparation is appropriate.

**1.2. Principles of Consolidation**

The consolidated financial statements incorporate the assets and liabilities of the subsidiaries of Alara Resources Limited as at 30 June 2020 and the results of its subsidiaries for the year then ended. Alara Resources Limited and its subsidiaries are referred to in this financial report as the Consolidated Entity. All transactions and balances between Consolidated Entity companies are eliminated on consolidation, including unrealised gains and losses on transactions between Consolidated Entity companies. Where unrealised losses on intra-group asset sales are reversed on consolidation, the underlying asset is also tested for impairment from a Consolidated Entity perspective. Amounts reported in the financial statements of subsidiaries have been adjusted where necessary to ensure consistency with the accounting policies adopted by the Consolidated Entity. Profit or loss and other comprehensive income of subsidiaries acquired or disposed of during the year are recognised from the effective date of acquisition, or up to the effective date of disposal, as applicable. Non-controlling interests, presented as part of equity, represent the portion of a subsidiary's profit or loss and net assets that is not held by the Consolidated Entity. The Consolidated Entity attributes total comprehensive income or loss of subsidiaries between the owners of the parent and the non-controlling interests based on their respective ownership interests.

**1.3. Foreign Currency Translation and Balances****Functional and presentation currency**

The functional currency of each entity within the Consolidated Entity is measured using the currency of the primary economic environment in which that entity operates. The consolidated financial statements are presented in Australian dollars which is the parent entity's functional and presentation currency.

**Transaction and balances**

Foreign currency transactions are translated into functional currency using the exchange rates prevailing at the date of the transaction. Foreign currency monetary items are translated at the year-end exchange rate. Exchange differences arising on the translation of monetary items are recognised in profit or loss, except where deferred in equity as a qualifying cash flow or net investment hedge. Exchange differences arising on the translation of non-monetary items are recognised directly in equity to the extent that the gain or loss is directly recognised in equity, otherwise the exchange difference is recognised in profit or loss.

**Consolidated entity**

The financial results and position of foreign operations whose functional currency is different from the Consolidated Entity's presentation currency are translated as follows:

- (a) assets and liabilities are translated at year-end exchange rates prevailing at that reporting date;
- (b) income and expenses are translated at average exchange rates for the period; and
- (c) retained earnings are translated at the exchange rates prevailing at the date of the transaction.

Exchange differences arising on translation of foreign operations are transferred directly to the Consolidated Entity's foreign currency translation reserve in the statement of financial position. These differences are recognised in profit or loss in the period in which the operation is disposed.

#### 1.4. Joint Arrangements

Joint arrangements exist when two or more parties have joint control. Joint control is the contractually agreed sharing of control of an arrangement, which exists only when decisions about the relevant activities require the unanimous consent of the parties sharing control, in the event the Company does not share control the financials are consolidated (or deconsolidated in the event of loss of control) (refer to 1.2 for further information). The Consolidated Entity's joint arrangements are currently of one type:

##### *Joint operations*

Joint operations are joint arrangements in which the parties with joint control have rights to the assets and obligations for the liabilities relating to the arrangement. The activities of a joint operation are primarily designed for the provision of output to the parties to the arrangement, indicating that:

- the parties have the rights to substantially all the economic benefits of the assets of the arrangement; and
- all liabilities are satisfied by the joint participants through their purchases of that output. This indicates that, in substance, the joint participants have an obligation for the liabilities of the arrangement.

#### 1.5. Leases

In the current year, the Group has applied AASB 16 that is effective for annual periods that begin on or after 1 January 2019. AASB 16 introduces a single lessee accounting model that eliminates the requirement for leases to be classified as operating or finance leases.

The main changes introduced by the new Standard are as follows:

- recognition of a right-of-use asset and liability for all leases (excluding short-term leases with less than 12 months of tenure and leases relating to low-value assets);
- depreciation of right-of-use assets in line with AASB 116: Property, Plant and Equipment in profit or loss and unwinding of the liability in principal and interest components;
- inclusion of variable lease payments that depend on an index or a rate in the initial measurement of the lease liability using the index or rate at the commencement date;
- application of a practical expedient to permit a lessee to elect not to separate non-lease components and instead account for all components as a lease; and
- inclusion of additional disclosure requirements.

The transitional provisions of AASB 16 allow a lessee to either retrospectively apply the Standard to comparatives in line with AASB 108 or recognise the cumulative effect of retrospective application as an adjustment to opening equity on the date of initial application. The group has assessed the impact of these changes and based on the operating leases currently held (refer note 23) does not have a material impact.

#### 1.6. Comparative Figures

Certain comparative figures have been adjusted to conform to changes in presentation for the current financial year.

#### 1.7. Critical Accounting Judgements and Estimates

The preparation of the Consolidated Financial Statements requires Directors to make judgements and estimates and form assumptions that affect how certain assets, liabilities, revenue, expenses and equity are reported. At each reporting period, the Directors evaluate their judgements and estimates based on historical experience and on other various factors they believe to be reasonable under the circumstances, the results of which form the basis of the carrying values of assets and liabilities (that are not readily apparent from other sources, such as independent valuations). Actual results may differ from these estimates under different assumptions and conditions.

##### *Exploration and evaluation expenditure*

The Consolidated Entity's accounting policy for exploration and evaluation expenditure being capitalised include the Daris Project where these costs are expected to be recoverable through the successful development of the area or where activities in the area have not yet reached a stage that permits reasonable assessment of the existence or otherwise of economically recoverable reserves. In the case of the Al Hadeetha project, a maiden reserve announcement was issued in December 2016. This policy requires management to make certain estimates to future events and circumstances, in particular whether an economically viable extraction operation can be established. Any such estimates and assumptions may change as new information becomes available. If, after having capitalised the expenditure under the policy, a judgement is made that recovery of the expenditure is not possible, the relevant capitalised amount will be written off to the statement of profit or loss and other comprehensive income.

##### *Impairment of Mine Development Expenditure*

The future recoverability of capitalised mine development expenditure is dependent on a number of factors, including the level of proved and probable reserves and measured, indicated and inferred mineral resources, future technological changes which could impact the cost of mining, future legal changes and changes to commodity prices.

To the extent that capitalised mine development expenditure is determined not to be recoverable in the future, this will reduce profits and net assets in the period in which this determination is made.



The Consolidated Entity measures the cost of equity-settled transactions with Directors and employees by reference to the fair value of the equity instruments at the date at which they are granted. The fair value is determined using a Black-Scholes options valuation model, taking into account the terms and conditions upon which the instruments were granted. The related assumptions are detailed in Note 20. The accounting estimates have no impact on the carrying amounts of assets and liabilities but will impact expenses and equity.

### 1.8. New, Revised or Amending Accounting Standards and Interpretations Adopted

The Consolidated Entity has adopted all of the new, revised or amending Accounting Standards and Interpretations issued by the Australian Accounting Standards Board (AASB) that are mandatory for the current reporting period. The adoption of these Accounting Standards and Interpretations did not have any significant impact on the financial performance or position of the Consolidated Entity during the financial year.

Any new, revised or amending Accounting Standards or Interpretations that are not yet mandatory have not been early adopted. The adoption of AASB 16 did not have a material impact on the Group.

### 1.9. New Accounting Standards and Interpretations not yet Mandatory or Early Adopted

There are no forthcoming standards and amendments that are expected to have a material impact on the group in the current or future reporting periods, or on foreseeable future transactions.

## 2. PARENT ENTITY INFORMATION

The following information provided relates to the Company, Alara Resources Limited, as at 30 June 2020.

	2020 \$	2019 \$
<b>Statement of Financial Position</b>		
Current assets	776,427	1,041,564
Non-current assets	8,941,193	8,889,397
<b>Total assets</b>	<b>9,717,620</b>	<b>9,930,961</b>
Current liabilities	30,486	88,568
Non-current liabilities	-	36,264
<b>Total liabilities</b>	<b>30,486</b>	<b>124,832</b>
<b>Net assets</b>	<b>9,687,134</b>	<b>9,806,129</b>
Issued capital	66,340,322	66,107,404
Options Reserve	-	20,000
Accumulated losses	(56,653,188)	(56,321,275)
<b>Total equity</b>	<b>9,687,134</b>	<b>9,806,129</b>
Profit/(loss) for the year	(331,913)	(342,271)
Other comprehensive income for the year	-	-
<b>Total comprehensive income /(loss) for the year</b>	<b>(331,913)</b>	<b>(342,271)</b>

## 3. PROFIT/(LOSS) FOR THE YEAR

The operating profit before income tax includes the following items of revenue and expense:

	2020 \$	2019 \$
<b>Revenue</b>		
Interest	477,951	97,401
Other income	164,901	165,848
Unrealised Forex Gain	(5,304)	-
	<b>637,548</b>	<b>263,249</b>

### ACCOUNTING POLICY NOTE

#### Revenue Recognition

Revenue is recognised to the extent that it is probable that the economic benefits will flow to the Consolidated Entity and the revenue can be reliably measured. All revenue is stated net of the amount of goods and services tax (GST) except where the amount of GST incurred is not recoverable from the Australian Tax Office. The following specific recognition criteria must also be met before revenue is recognised:

- Interest Revenue – Interest revenue is recognised on a proportional basis taking into account the interest rates applicable to the financial assets.
- Other Revenues – Other revenues are recognised on a receipts basis.

	2020 \$	2019 \$
<b>The major components of tax expense and the reconciliation of the expected tax expense based on the domestic effective tax rate of 2020 at 27.5% (2019: 27.5%) and the reported tax expense in profit or loss are as follows:</b>		
<b>Tax expense comprises:</b>		
<b>(a) Current tax</b>	-	-
Deferred income tax relating to origination and reversal of temporary differences	-	-
- Origination and reversal of temporary differences	-	-
- Utilisation of unused tax losses previously unrecognised	-	-
Under/(Over) provision in respect of prior years	-	-
<b>Tax expense</b>	-	-
Deferred Tax Expense (income), recognised directly in other comprehensive income		
<b>(b) Accounting profit before tax</b>	(14,966)	(319,119)
Income Tax Expense to Accounting Profit:		
Tax at the Australian tax rate of 27.5% (2018: 27.5%)	(4,116)	(87,758)
Assessable amounts	49,437	-
Deductible amounts	-	-
Non-assessable income - Other	(11,113)	(20,165)
Non-deductible items	71,197	23,996
Utilisation of unused tax losses previously unrecognised	(61,270)	(83,178)
Deferred tax assets recognised/ (not recognised)	(29,082)	78,122
Tax rate difference	(15,053)	88,983
Income tax expenses (benefit)	-	-
<b>(c) Recognised Deferred Tax Balances</b>		
Deferred tax asset	1,009	17,349
Deferred tax asset (losses)	98,546	82,885
Set-off deferred tax liabilities	(99,555)	(100,234)
	-	-
<b>(d) Deductible temporary differences, unused tax losses and unused tax credits for which no deferred tax assets have been recognised are attributable to the following:</b>		
Unrecognised deferred tax asset losses	1,525,220	1,630,322
Unrecognised deferred tax asset losses (capital)	450,990	450,990
Unrecognised deferred tax asset Oman losses	218,624	362,008
	2,194,834	2,443,320

The benefit of the deferred tax assets not recognised will only be obtained if:

- The Consolidated Entity derives future income that is assessable for Australian income tax purposes and is of a type and an amount sufficient to enable the benefit of them to be realised;
- The Consolidated Entity continues to comply with the conditions for deductibility imposed by tax legislation in Australia; and
- There are no changes in tax law which will adversely affect the Consolidated Entity in realising the benefit of them.

The Consolidated Entity has elected to consolidate for taxation purposes and has entered into a tax sharing and funding agreement in respect of such arrangements.

#### ACCOUNTING POLICY NOTE

##### Income Tax

The income tax expense or revenue for the period is the tax payable on the current period's taxable income based on the notional income tax rate for each taxing jurisdiction adjusted by changes in deferred tax assets and liabilities attributable to temporary differences between the tax bases of assets and liabilities and their carrying amounts in the financial statements, and to unused tax losses (if applicable). Deferred tax assets and liabilities are recognised for temporary differences at the tax rates expected to apply when the assets are recovered or liabilities are settled, based on those tax rates which are enacted or substantively enacted for each taxing jurisdiction. The relevant tax rates are applied to the cumulative amounts of

**4. Income Tax Expense (Continued)**

deductible and taxable temporary differences to measure the deferred tax asset or liability. An exception is made for certain temporary differences arising from the initial recognition of an asset or a liability. No deferred tax asset or liability is recognised in relation to these temporary differences if

they arose in a transaction, other than a business combination, that at the time of the transaction did not affect either accounting profit or taxable profit or loss. Deferred tax assets are recognised for deductible temporary differences and unused tax losses only if it is probable that future taxable amounts will be available to utilise those temporary differences and losses. The amount of deferred tax assets benefits brought to account or which may be realised in the future, is based on the assumption that no adverse change will occur in income taxation legislation and the anticipation that the Consolidated Entity will derive sufficient future assessable income to enable the benefit to be realised and comply with the conditions of deductibility imposed by the law. Deferred tax liabilities and assets are not recognised for temporary differences between the carrying amount and tax bases of investments in controlled entities where the Company is able to control the timing of the reversal of the temporary differences and it is probable that the differences will not reverse in the foreseeable future. Deferred tax assets and liabilities are offset when there is a legally enforceable right to offset current tax assets and liabilities and when the deferred tax balances relate to the same taxation authority. Current tax assets and tax liabilities are offset where the entity has a legally enforceable right to offset and intends either to settle on a net basis, or to realise the asset and settle the liability simultaneously. Current and deferred tax balances attributable to amounts recognised directly in other comprehensive income or equity are also recognised directly in other comprehensive income or equity.

**Tax consolidation legislation**

The Consolidated Entity implemented the tax consolidation legislation. The head entity, Alara Resources Limited, and the controlled entities in the tax consolidated group continue to account for their own current and deferred tax amounts. These tax amounts are measured as if each entity in the tax consolidated group continues to be a stand-alone taxpayer in its own right. In addition to its own current and deferred tax amounts, the Company also recognises the current tax liabilities (or assets) and the deferred tax assets (as appropriate) arising from unused tax losses and unused tax credits assumed from controlled entities in the tax consolidated group. Assets or liabilities arising under tax funding agreements within the tax consolidated entities are recognised as amounts receivable from or payable to other entities in the Consolidated Entity. Any differences between the amounts assumed and amounts receivable or payable under the tax funding agreement are recognised as a contribution to (or distribution from) wholly-owned tax consolidated entities.

**Goods and Services Tax (GST)**

Revenues, expenses and assets are recognised net of the amount of GST, except where the amount of GST incurred is not recoverable from the Australian Tax Office. In these circumstances the GST is recognised as part of the cost of acquisition of the asset or as part of an item of the expense. Receivables and payables in the statement of financial position are shown inclusive of GST. Cash flows are presented in the cash flow statement on a gross basis, except for the GST component of investing and financing activities, which are disclosed as operating cash flows.

**5. AUDITOR'S REMUNERATION**

During the year the following fees were paid or payable for services provided by the auditors to the Consolidated Entity, their related practices and non-audit related firms:

	2020 \$	2019 \$
Bentleys Audit and Corporate (WA) Pty Ltd	3,845	31,000
Rothsay Consulting services – Auditors of the Consolidated Entity (Audit and review of financial reports)	22,000	-
RSM Chartered Accountants – Auditors of Oman-controlled entities (Audit and review of financial reports)	5,987	5,072
	<u>31,832</u>	<u>36,072</u>

*[The remainder of this page is intentionally blank]*

6. EARNINGS/(LOSS) PER SHARE

	2020 \$	2019 \$
Basic earnings/(loss) per share cents	0.04	(0.07)
Diluted earnings/(loss) per share cents	0.04	(0.07)
Profit/(loss) \$ used to calculate earnings/(loss) per share	273,985	(454,577)
Weighted average number of ordinary shares during the period used in calculation of basic earnings/(loss) per share	629,835,362	629,017,589
Weighted average number of ordinary shares during the period used in calculation of diluted earnings/(loss) per share	629,835,362	629,017,589

Under AASB 133 "Earnings per share", potential ordinary shares such as options will only be treated as dilutive when their conversion to ordinary shares would increase loss per share from continuing operations.

ACCOUNTING POLICY NOTE

Basic Earnings per share is determined by dividing the operating result after income tax by the weighted average number of ordinary shares on issue during the financial period. Diluted Earnings per share adjusts the figures used in the determination of basic earnings per share by taking into account amounts unpaid on ordinary shares and any reduction in earnings per share that will probably arise from the exercise of options outstanding during the financial period.

7. CASH AND CASH EQUIVALENTS

	2020 \$	2019 \$
Cash in hand	239	31
Cash at bank	7,467,091	7,050,778
Term deposits	207,286	511,598
	7,674,616	7,562,407

The effective interest rate on short-term bank deposits was 1.15% (2019: 2.35%) with an average maturity of 91 days.

(a) Risk exposure

The Consolidated Entity's exposure to interest rate and foreign exchange risk is discussed in Note 22. The maximum exposure to credit risk at the end of the reporting period is the carrying amount of each class of cash and cash equivalents mentioned above.

ACCOUNTING POLICY NOTE

Cash and cash equivalents include cash on hand, deposits held at call with banks, other short-term highly liquid investments and bank overdrafts. Bank overdrafts (if any) are shown within short-term borrowings in current liabilities on the statement of financial position.

(b) Reconciliation of Net Profit/(Loss) after Tax to Net Cash Flow From Operations	2020 \$	2019 \$
Profit/(Loss) after income tax	(14,966)	(319,119)
Gain/(Loss) on Forex (Unrealised)	-	-
Profit on sale of asset	-	(207)
Gain/(loss) on disposal of Subsidiary	-	(425,895)
Share of profits/(losses) of associates and joint ventures	(30,412)	52,027
Foreign exchange movement	(273,130)	12,038
Depreciation	9,575	10,118
<b>(Increase)/Decrease in Assets:</b>		
Trade and other receivables	3,087	(74,927)
Other current assets	80,914	(102,864)
	-	-
<b>Increase/(Decrease) in Liabilities:</b>		
Payable to AHI	40,179	-
Trade and other payables	(292,961)	100,884
Provisions	(22,898)	(28,611)
Statdrome Advance paid	(1,615,565)	-
<b>Net cashflows from/ (used in) operating activities</b>	<b>(2,116,177)</b>	<b>(776,556)</b>



**8. TRADE AND OTHER RECEIVABLES**

Current	2020 \$	2019 \$
Amounts receivable from:		
Sundry debtors	25,476	79,877
Goods and services tax recoverable	5,157	4,998
Cash advances	-	2,948
	<u>30,633</u>	<u>87,823</u>

**(a) Risk exposure**

Information about the Consolidated Entity's exposure to credit risk, foreign exchange risk and interest rate risk is in Note 22.

**(b) Impaired receivables**

None of the above receivables are impaired or past due.

**ACCOUNTING POLICY NOTE**

Trade and other receivables are recorded at amounts due less any provision for doubtful debts. An estimate for doubtful debts is made when collection of the full amount is no longer probable. Bad debts are written off when considered non-recoverable.

**9. OTHER CURRENT ASSETS**

	2020 \$	2019 \$
Prepayments	377,224	58,753
Accrued interest	354	70,726
	<u>377,578</u>	<u>129,479</u>

**10. FINANCIAL ASSETS**

	2020 \$	2019 \$
<b>Current</b>		
Bank deposits	8,661	4,696,887
<b>Non-Current</b>		
Interest free loan to Alara Resources LLC	422,342	617,667
	<u>431,003</u>	<u>5,314,554</u>

**11. INVESTMENT IN ASSOCIATES**

The movement for the year in the Group's investments accounted for using the equity method is as follows:

	2020 \$	2019 \$
<b>Opening balance</b>	162,415	-
Investment in Alara Resources LLC	-	214,442
Profit /(Loss) from equity accounted investments	30,412	(52,027)
<b>Subtotal</b>	<u>192,827</u>	<u>162,415</u>

**ACCOUNTING POLICY NOTE**

An associate is an entity over which the group has significant influence and that is neither a subsidiary nor an interest in a joint venture. Significant influence is the power to participate in the financial and operating policy decisions of the investee but is not control or joint control over those policies.

Under the equity method, an investment in an associate is recognized initially in the consolidated statement of financial position at cost and adjusted thereafter to recognize the group's share of the profit or loss and other comprehensive income of the associate. When the group's share of losses of an associate exceeds the Group's interest in that associate, the group discontinues recognising its share of further losses. Additional losses are recognised only to the extent that the Group has incurred legal or constructive obligations or made payments on behalf of the associate.

12. PROPERTY, PLANT AND EQUIPMENT

	Motor Vehicles	Office Equipment	Plant and Equipment	Mine Properties & Development assets	Total
	\$	\$	\$	\$	\$
<b>Year ended 30 June 2019</b>					
Carrying amount at beginning	19,043	23,059	1,701	-	43,803
Reclassified from Exploration Expenditure (Note 13)	-	-	-	5,672,100	5,672,100
Additions	-	5,805	-	568,551	574,356
Disposal	-	(1,070)	-	-	(1,070)
Write-offs	-	-	-	-	-
Depreciation expense	(2,951)	(6,582)	(585)	-	(10,118)
Exchange Difference	913	85	76	293,437	294,511
Closing amount at reporting date	17,005	21,297	1,192	6,534,088	6,573,582
<b>Year ended 30 June 2019</b>					
Cost or fair value	29,483	170,278	23,051	6,534,088	6,756,900
Accumulated depreciation	(12,478)	(148,981)	(21,859)	-	(183,318)
<b>Net carrying amount</b>	17,005	21,297	1,192	6,534,088	6,573,582
<b>Year ended 30 June 2020</b>					
Carrying amount at beginning	17,005	21,297	1,192	6,534,088	6,573,582
Additions	-	9,146	-	3,250,026	3,259,172
Disposal	-	-	-	-	-
Write-offs	-	-	-	-	-
Depreciation expense	(2,674)	(6,485)	(416)	-	(9,575)
Exchange Difference	437	272	36	142,037	142,782
Closing amount at reporting date	14,768	24,230	812	9,926,151	9,965,961
<b>Year ended 30 June 2020</b>					
Cost or fair value	30,125	179,954	23,552	9,926,151	10,159,782
Accumulated depreciation	(15,357)	(155,724)	(22,740)	-	(193,821)
<b>Net carrying amount</b>	14,768	24,230	812	9,926,151	9,965,961

**ACCOUNTING POLICY NOTE**

All plant and equipment are stated at historical cost less accumulated depreciation and impairment losses. Historical cost includes expenditure that is directly attributable to the acquisition of the items. The carrying amount of plant and equipment is reviewed annually by directors to ensure it is not in excess of the recoverable amount from these assets. The recoverable amount is assessed on the basis of the expected net cash flows that will be received from the assets employment and subsequent disposal. The expected net cash flows have been discounted to their present value in determining recoverable amount. Subsequent costs are included in the asset's carrying amount or recognised as a separate asset, as appropriate, only when it is probable that future economic benefits associated with the item will flow to the Consolidated Entity and the cost of the item can be measured reliably. All other repairs and maintenance are charged to profit or loss during the financial period in which they are incurred. The depreciable amount of all fixed assets is depreciated on a diminishing value basis over the asset's useful life to the Consolidated Entity commencing from the time the asset is held ready for use. The depreciation rates used for each class of depreciable assets are:

Class of Fixed Asset	Depreciation Rate
Office Equipment	15 – 37.5%
Motor Vehicles	33.3%
Plant and Equipment	15 – 33.3%

The assets' residual values and useful lives are reviewed, and adjusted if appropriate, at each reporting date. An asset's carrying amount is written down immediately to its recoverable amount if the asset's carrying amount is greater than its estimated recoverable amount. Gains and losses on disposals are determined by comparing proceeds with carrying amount. These are included in the statement of profit or loss and other comprehensive income. When revalued assets are sold, amounts included in the revaluation reserve relating to that asset are transferred to retained earnings.

**Mine properties and development assets**

Mine property and development assets include costs incurred in accessing the ore body and costs to develop the mine to the production phase, once the technical feasibility and commercial viability of a mining operation has been established. At this stage, exploration and evaluation assets are reclassified to mine properties. Mine property and development assets are stated at historical cost less accumulated amortisation and any accumulated impairment losses recognised. The initial cost of an asset comprises its purchase price or construction cost and any costs directly attributable to bringing the asset into operation. Any ongoing costs associated with mining which are considered to benefit mining operations in future periods are capitalised.

**13. EXPLORATION AND EVALUATION**

	2020	2019
	\$	\$
Opening balance	4,919,660	9,415,666
- Exploration and evaluation expenditure	107,644	943,723
- Exchange differences	134,572	232,371
Reclassification of Al Hadeetha Project to Development Expenditure (Note 12)	-	(5,672,100)
Closing balance	5,161,876	4,919,660

During the prior year, the Al Hadeetha Copper-Gold Project in Oman has been reclassified to Development Expenditure upon demonstrating commercial viability and commencement of development activities.

On 21 October 2010, Alara Saudi Operations Pty Limited, a wholly owned subsidiary of the Company, entered into a shareholders' agreement with mineral licences holder, United Arabian Mining LLC (**Manajem**). Pursuant to the shareholders' agreement a joint venture entity, Khnaiguiyah Mining Company LLC (**KMC**) (in which the Consolidated Entity has a 50% shareholding interest) was established and Manajem are required to transfer legal title to the mining licence and exploration licences over the Khnaiguiyah Project to KMC. The Consolidated Entity has obtained independent advice confirming that valid and legally enforceable rights existed for KMC to commercially exploit the Khnaiguiyah Project. The financial statements of previous Annual Reports were prepared on this basis with the asset carried at \$33,190,221 as at 30 June 2015. Following cancellation of the Khnaiguiyah Mining Licence, a provision for impairment of the carrying value of exploration and evaluation attributable to the Khnaiguiyah Project was made. This provision for impairment may be reversed in the future (see accounting policy note on mineral exploration and evaluation expenditure below).

Alara Oman Operations Pty Limited (a wholly owned Australian subsidiary) gained a 70% shareholding interest in a jointly controlled company, Al Hadeetha Resource LLC (Oman), on 23 November 2011. Further on 24 December 2018 the Group disposed of a 19% interest in Al Hadeetha Resources LLC to Al Tasnim Infrastructure Services LLC, reducing its continuing interest to 51%. The principal activity of the company is exploration, evaluation and development of mineral licences in Oman.

Alara Oman Operations Pty Limited (a wholly owned Australian subsidiary) gained a 50% shareholding interest in a jointly controlled company, Daris Resources LLC (Oman), on 1 December 2010. The principal activity of this company is exploration, evaluation and development of mineral licences in Oman. The Consolidated Entity has a valid and legally enforceable contractual right to commercially exploit the Daris Project held by Daris Resources LLC (in which the Consolidated Entity has a 50% shareholding interest) and does not hold the legal title to the mineral exploration licence (which is held by the other 50% shareholder of Daris Resources LLC). The financial statements have been prepared on this basis (refer Note 21 for further disclosures). Should these legal rights not be enforceable, the carrying value of Exploration and Evaluation Expenditure attributable to the Daris Project would be impaired.

The Consolidated Group has entered in to a Heads of Agreement with Copper LLC, under which wholly owned subsidiary Alara Oman Operations Pty Ltd would become a 10% shareholder in the Awtad Block 8 Project. As part of the Heads of Agreement, Awtad acknowledges OMR 246,215 (AUD 812,316) previously spent on the project by Alara as the basis for Alara's interest in that project.

**ACCOUNTING POLICY NOTE****Mineral Exploration and Evaluation Expenditure**

Exploration, evaluation and development expenditure incurred is accumulated (i.e. capitalised) in respect of each identifiable area of interest. These costs are only carried forward where they are expected to be recoverable through the successful development of the area or where activities in the area and includes areas that have not yet reached a stage that permits reasonable assessment of the existence or otherwise of economically recoverable reserves. Accumulated costs in relation to an abandoned area are written off in full against profit in the year in which the decision to abandon the area is made. Exploration and evaluation expenditure is written-off when it fails to meet at least one of the conditions outlined above or an area of interest is abandoned. Exploration and evaluation assets are assessed for impairment when facts and circumstances suggest that the carrying amount of an exploration and evaluation asset may exceed its recoverable amount. When facts and circumstances suggest that the carrying amount exceeds the recoverable amount, the impairment loss will be measured in accordance with the Consolidated Entity's impairment policy (Note 1.7). This policy requires management to make certain estimates to future events and circumstances, in particular whether an economically viable extraction operation can be established. Any such estimates and assumptions may change as new information becomes available. If, after having capitalised the expenditure under the policy, a judgement is made that recovery of the expenditure is not possible, the relevant capitalised amount will be written off to the statement of profit or loss and other comprehensive income.

**Impairment of Non-Financial Assets**

At each reporting date, the Consolidated Entity reviews the carrying values of its tangible and intangible assets to determine whether there is any indication that those assets have been impaired. If such an indication exists, the recoverable amount of the asset, being the higher of the asset's fair value less costs to sell and value in use, is compared to the asset's carrying value. Any excess of the asset's carrying value over its recoverable amount is expensed to the profit or loss. Impairment testing is performed annually for goodwill and intangible assets with indefinite lives.

*The remainder of this page is intentionally blank*

14. TRADE AND OTHER PAYABLES

	2020 \$	2019 \$
<b>Current</b>		
Trade payables	267,424	508,225
Other payables	310	116,199
	<u>267,734</u>	<u>624,424</u>

Due to the short-term nature of the trade and other payables, their carrying value is assumed to approximate their fair value.

15. UNEARNED INCOME

	2020 \$	2019 \$
<b>Current</b>		
Unearned income	8,817	1,624,382
	<u>8,817</u>	<u>1,624,382</u>

On 15 March 2017 Alara Oman Operations Pty Ltd (a wholly owned subsidiary of the Company) entered into an off-take agreement for the supply of copper concentrate from the Al Hadeetha Project to Statdrome Pte Ltd (Offtake Agreement). Under the Offtake Agreement, concentrate production from the Al Hadeetha Copper Project (Washihi Mazzaza site) will be shipped from the Sohar port (unless a smelter is operating in Oman). In June 2018 Statdrome made a pre-payment under the Offtake Agreement. The Statdrome advance bears interest at LIBOR plus four percent per annum. This amount represents unearned income. The amount of this liability in AUD is shown in the table above. On 03.05.2020, the advance received have been repaid to Statdrome.

(a) Risk exposure

Details of the Consolidated Entity's exposure to risks arising from current payables are set out in Note 22.

ACCOUNTING POLICY NOTE

These amounts represent liabilities for goods and services provided to the Consolidated Entity prior to the end of financial year which are unpaid. The amounts are unsecured and are usually paid within 30 days of recognition.

16. PROVISIONS

	2020 \$	2019 \$
<b>Current</b>		
Employee benefits – annual leave	21,755	8,390
<b>Non-Current</b>		
Employee benefits – long service leave	-	36,264
	<u>21,755</u>	<u>44,654</u>

Amounts not expected to be settled within the next 12 months

The entire annual leave obligation is presented as current as the Consolidated Entity does not have an unconditional right to defer settlement. The non-current provision for long service leave is a provision towards the future entitlements of employees who will have completed the required period of long service and that is not expected to be taken or paid within the next 12 months.

ACCOUNTING POLICY NOTE

Employee Benefits

(i) Short-term obligations

Liabilities for wages and salaries, including non-monetary benefits and annual leave expected to be settled within 12 months after the end of the period in which the employees render the related service are recognised in respect of employees' services up to the end of the reporting period and are measured at the amounts expected to be paid when the liabilities are settled. The liability for annual leave is recognised in other payables and accruals together with other employee benefit obligations.

(ii) Other long-term employee benefit obligations

The liability for long service leave and annual leave which is expected to be settled within 12 months after the end of the period in which the employee renders the related service is recognised in the provision for employee benefits and measured as the present value of expected future payments to be made in respect of services provided by employees up to the end of the reporting period using the projected unit credit method. Consideration is given to expected future wage and salary levels, experience of employee departures and periods of service. Expected future payments are discounted using market yields at the end of the reporting period on national government bonds with terms to maturity and currency that match, as closely as possible, the estimated future cash outflows. The obligations are presented as current liabilities in the balance sheet if the entity does not have an unconditional right to defer settlement for at least twelve months after the reporting date, regardless of when the actual settlement is expected to occur.

## 17. FINANCIAL LIABILITIES

Financial liabilities	2020	2019
	\$	\$
Opening balance	644,232	583,756
Add: Interest	26,175	30,184
Add: Foreign exchange differences	14,004	30,292
Closing balance	684,411	644,232

- (i) On 16 April 2017, Al Hadeetha Resources LLC (**AHR**) (the joint venture company which conducts the Al Hadeetha Copper-Gold Project (Project), in which the Company is a 51% shareholder) entered into an unsecured loan agreement as borrower with Al Hadeetha Investments LLC (**Lender**) (an un-related company, which holds the remaining 30% of the shares in AHR). Under the agreement, AHR may draw down a maximum of USD 2 million (AUD 2,914,160; OMR 773,887) to assist with working capital for the Project (**AHI to AHR Loan**). The AHI to AHR Loan bears interest at LIBOR plus two percent per annum. The Loan will be in effect for the duration of the Project joint venture agreement, at which time AHR must repay any outstanding balance. AHR must make interim repayments equal to its available net cash profit (if any) at the end of each financial year. During the year AHR has not made any drawdowns under the Loan. The total amount drawn down (being the total amount owing by AHR under the Loan to the end of the year is OMR 181,753 (USD 469,711; AUD 684,411). If AHR determines at the end of any quarter or other period that it has a working capital shortfall it may draw down the whole or part of the shortfall, until the entire Loan amount is drawn down. The remaining, un-drawn balance of the Loan is OMR 592,134 (USD 1,530,289; AUD 2,229,749).

Although the AHI to AHR Loan is shown as a liability in the consolidated financial statements, loans by entities within the Alara Consolidated Entity to AHR, which is also within that Consolidated Entity (**Consolidated Entity AHR Loans**) are not shown in the consolidated financial statements. The Consolidated Entity AHR Loans total \$A19.2 million and are subject to the same loan terms as the AHI to AHR Loan. The Consolidated Entity AHR Loans are repayable on the same basis as the AHI to AHR Loan. Therefore, if AHR makes a loan repayment to AHI, AHR will also be required to make a loan repayment to its lenders within the Alara Consolidated Group on a pro-rata basis.

*[The remainder of this page is intentionally blank]*



18. ISSUED CAPITAL

	2020 №	2019 №	2020 \$	2019 \$
Fully paid ordinary shares	634,886,315	629,017,589	66,340,323	66,107,405

2019	№	\$
Balance as at 1 July 2018	629,017,589	66,107,405
- Share movement during the 2019 financial year	-	-
- Share issue costs during the 2019 financial year	-	-
Balance as at 30 June 2019	629,017,589	66,107,405
2020	№	\$
Balance as at 1 July 2019	629,017,589	66,107,405
- Share movement during the 2020 financial year	5,868,726	232,918
- Share issue costs during the 2020 financial year	-	-
Balance as at 30 June 2020	634,886,315	66,340,323

Each fully paid ordinary share carries one vote per share and the right to participate in dividends. Ordinary shares have no par value and the Company does not have a limit on the amount of its capital.

**Capital risk management**

The Consolidated Entity's objective when managing its capital is to safeguard its ability to continue as a going concern, so that it can continue to provide returns for shareholders and benefits for other stakeholders and to maintain a capital structure balancing the interests of all shareholders. The Board will consider capital management initiatives as is appropriate and in the best interests of the Consolidated Entity and shareholders from time to time. The Consolidated Entity had no external borrowings as at 30 June 2020, other than as disclosed in Note 17. The Consolidated Entity's non-cash investments can be realised to meet accounts payable arising in the normal course of business.

**Accounting Policy Note**

Ordinary shares are classified as equity. Incremental costs directly attributable to the issue of new shares or options are shown in equity as a deduction, net of tax, from the proceeds. Incremental costs directly attributable to the issue of new shares or options, or for the acquisition of a business, are included in the cost of the acquisition as part of the purchase consideration.

19. RESERVES

	2020 \$	2019 \$
Foreign currency translation reserve	2,468,811	1,627,214
Options reserve	-	20,000
Transactions with minority interests	8,593,853	8,593,853
	11,062,664	10,241,067

**Foreign currency translation reserve**

Exchange differences arising on translation of a foreign controlled entity's financial results and position are taken to the foreign currency translation reserve. The reserve is de-recognised when the investment is disposed of.

**Options reserve**

The number of unlisted options outstanding over unissued ordinary shares at the reporting date is as follows:

	Grant date	Number of options	2020 \$	2019 \$
<b>Employees' Options</b>				
Unlisted options exercisable at \$0.04; expired 9 March 2020		-	-	20,000
		-	-	20,000

The Option Reserve records the consideration (net of expenses) received by the Company on the issue of listed options and the fair value of unlisted Employees' options that were issued for nil consideration.

**20. SHARE-BASED PAYMENTS**

There were no shares issued as a result of the exercise of any options during the year (2020: NIL). Also, Share options issued during 2017 have been lapsed during the year without being exercised.

**ACCOUNTING POLICY NOTE****Director/Employee Options**

The fair value of options granted by the Company to directors and employees is recognised as an employee benefit expense with a corresponding increase in equity. The fair value is measured as at grant date and is expensed in full as at their date of issue where they are 100% vested on grant and otherwise over their vesting period (where applicable). The fair value at grant date is determined using the Black-Scholes valuation model that takes into account the exercise price, the term of the option, the vesting criteria, the unlisted nature of the option, the share price at grant date and the expected price volatility of the underlying shares in the Company, and the risk-free interest rate for the term of the option. Upon the exercise of options, the balance of the reserve relating to those options is transferred to share capital.

**21. SEGMENT INFORMATION**

The Board has considered the activities/operations and geographical perspective within the operating results and have determined that the Consolidated Entity operates in the resource exploration, evaluation and development sector within geographic segments - Australia, Saudi Arabia and Oman.

2020	Australia \$	Oman \$	Saudi Arabia \$	Total \$
Total segment revenues	414,335	228,517	-	642,852
Total segment loss/(profit) before tax	3,465,354	(951,327)	(2,528,993)	(14,966)
Total segment assets	2,686,298	21,148,196	-	23,834,494
Total segment liabilities	(490,495)	(492,222)	-	(982,717)
<b>2019</b>				
Total segment revenues	193,722	69,527	-	263,249
Total segment loss before tax	132,680	(462,789)	10,990	(319,119)
Total segment assets	2,827,297	21,922,623	-	24,749,920
Total segment liabilities	(124,901)	(2,812,791)	-	(2,937,692)

(a) Reconciliation of segment information	2020 \$	2019 \$
<b>(i) Total Segment Assets</b>		
Total Assets as per Statement of Financial Position	23,834,494	24,749,920
<b>(ii) Total Segment Revenues</b>		
Total Revenue as per Statement of Profit or Loss and Other Comprehensive Income	642,852	263,249
<b>(iii) Total Segment profit/(loss) before tax</b>		
Total Consolidated Entity profit/(loss) before tax	(14,966)	(319,119)

**ACCOUNTING POLICY NOTE****Operating Segments**

The Consolidated Entity has applied AASB 8: Operating Segments which requires that segment information be presented on the same basis as that used for internal reporting purposes. An operating segment is a component of the Consolidated Entity that engages in business activities from which it may earn revenues and incur expenses. An operating segment's operating results are reviewed regularly by the management to make decisions on allocation of resources to the relevant segments and assess performance. Unallocated items comprise mainly share investments, corporate and office expenses.

**22. FINANCIAL RISK MANAGEMENT**

The Consolidated Entity's financial instruments mainly consist of deposits with banks, accounts receivable and payable, and investments in a listed security. The principal activity of the Consolidated Entity is resource exploration, evaluation and development. The main risks arising from the Consolidated Entity's financial instruments are market (which includes price, interest rate and foreign exchange risks), credit and liquidity risks. Risk management is carried out by the Board of Directors. The Board evaluates, monitors and manages the Consolidated Entity's financial risk in close co-operation with its operating units. The financial receivables and payables of the Consolidated Entity in the table below are due or payable within 30 days. The financial investments are held for trading and are realised at the discretion of the Board.

The Consolidated Entity holds the following financial instruments:

	2020 \$	2019 \$
<b>Financial assets</b>		
Cash and cash equivalents	7,674,616	7,562,407
Financial instruments (term deposits)	8,661	4,696,887
Trade and other receivables	30,633	87,823
Financial asset	422,342	617,667
	<u>8,136,252</u>	<u>12,964,784</u>
<b>Financial liabilities at amortised cost</b>		
Trade and other payables	(267,734)	(624,424)
Financial liabilities	<u>(684,411)</u>	<u>(644,232)</u>
	<u>(952,145)</u>	<u>(1,268,656)</u>
<b>Net Financial Assets</b>	<u>7,184,107</u>	<u>11,696,128</u>

(a) Market Risk

(i) Price risk

The Consolidated Entity is exposed to equity securities price risk. This arises from investments held by the Consolidated Entity and classified in the statement of financial position at fair value through profit or loss. The Consolidated Entity is not directly exposed to commodity price risk. The value of a financial instrument will fluctuate as a result of changes in market prices, whether those changes are caused by factors specific to the individual instrument or its issuer or factors affecting all instruments in the market. The Consolidated Entity does not manage this risk through entering into derivative contracts, futures, options or swaps. Market risk is minimised through ensuring that investment activities are undertaken in accordance with Board established mandate limits and investment strategies.

(ii) Interest rate risk

Interest rate risk is the risk that the value of a financial instrument will fluctuate due to changes in market interest rates. The Consolidated Entity's exposure to market risk for changes in interest rates relate primarily to investments held in interest bearing instruments and its loan from third parties. The average interest rate applicable to funds held on deposit during the year was 1.15 % (2019: 2.35%).

	2020 \$	2019 \$
Cash at bank	7,467,091	7,050,778
Term deposits	207,286	511,598
Term deposits more than 90 days	8,661	4,696,887
Loan with unrelated third parties	<u>(684,411)</u>	<u>(644,232)</u>
	<u>6,998,627</u>	<u>11,615,031</u>

The Consolidated Entity has borrowings subject to interest rate risk. The possible impact on profit or loss or total equity on this exposure is displayed below:

	2020 \$	2019 \$
<b>Loan with unrelated third party</b>		
<b>Change in profit</b>		
Increase by 1%	(6,844)	(6,442)
Decrease by 1%	6,844	6,442
<b>Change in equity</b>		
Increase by 1%	(6,844)	(6,442)
Decrease by 1%	6,844	6,442

	2020 \$	2019 \$
<b>Revenue</b>		
<b>Change in profit</b>		
Increase by 3%	230,238	226,872
Decrease by 3%	(230,238)	(226,872)
<b>Change in equity</b>		
Increase by 3%	230,238	226,872
Decrease by 3%	(230,238)	(226,872)

**(iii) Foreign exchange risk**

The Consolidated Entity is exposed to foreign currency risk in cash held in Omani Riyals (OMR) by the Consolidated Entity's foreign controlled entity, foreign resource project investment commitments and exploration and evaluation expenditure on foreign exploration and evaluation. The primary currency giving rise to this risk is Omani Riyals (OMR). The Consolidated Entity has not entered into any forward exchange contracts as at reporting date and is currently fully exposed to foreign exchange risk. The Consolidated Entity's exposure to foreign currency risk at reporting date was as follows:

	2020 OMR	2019 OMR
Cash and cash equivalents	1,621,512	1,820,884
Trade and other receivables	209,152	1,146,836
Trade and other payables	(44,068)	(590,204)
Non-current financial liabilities	(201,753)	(194,802)
	<u>1,584,843</u>	<u>2,182,714</u>

The Consolidated Entity's exposure to foreign exchange risk is mitigated by having comparable asset and liability balances in US dollars. Therefore, a sensitivity analysis has not been performed. The Consolidated Entity enters into forward exchange contracts with its Australian bank from time to time to hedge against foreign exchange risk.

**(b) Credit risk**

Credit risk refers to the risk that a counterparty under a financial instrument will default (in whole or in part) on its contractual obligations resulting in financial loss to the Consolidated Entity. Concentrations of credit risk are minimised primarily by undertaking appropriate due diligence on potential investments, carrying out all market transactions through approved brokers, settling non-market transactions with the involvement of suitably qualified legal and accounting personnel (both internal and external), and obtaining sufficient collateral or other security (where appropriate) as a means of mitigating the risk of financial loss from defaults. This financial year there was no necessity to obtain collateral.

The credit quality of the financial assets are neither past due nor impaired and can be assessed by reference to external credit ratings (if available with Standard & Poor's) or to historical information about counterparty default rates. The maximum exposure to credit risk at reporting date is the carrying amount of the financial assets as summarised below:

	2020 \$	2019 \$
<b>Cash and cash equivalents</b>		
BB-	7,674,377	7,562,376
No external credit rating available	239	31
	<u>7,674,616</u>	<u>7,562,407</u>
<b>Trade and other receivables (due within 30 days)</b>		
No external credit rating available	<u>30,633</u>	<u>87,823</u>

The Consolidated Entity measures credit risk on a fair value basis. The carrying amount of financial assets recorded in the financial statements, net of any provision for losses, represents the Consolidated Entity's maximum exposure to credit risk. All receivables noted above are due within 30 days. None of the above receivables are past due.

*[The remainder of this page is intentionally blank]*

**(c) Liquidity risk**

Liquidity risk is the risk that the Consolidated Entity will encounter difficulty in meeting obligations associated with financial liabilities. There is sufficient cash and cash equivalents and the non-cash investments can be realised to meet accounts payable arising in the normal course of business. The financial liabilities maturity obligation is disclosed below:

	Less than 6 months \$	6-12 months \$	1-5 years \$	Total \$
<b>2020</b>				
<b>Financial assets</b>				
Cash and cash equivalents	7,674,616	-	-	7,674,616
Financial instruments (Term deposits)	-	8,661	-	8,661
Interest free loan to Alara Resources LLC	-	-	422,342	422,342
Trade and other receivables	30,633	-	-	30,633
	<u>7,705,249</u>	<u>8,661</u>	<u>422,342</u>	<u>8,136,252</u>
<b>Financial liabilities</b>				
Trade and other payables	(267,734)	-	-	(267,734)
Other financial liabilities	-	-	(684,411)	(684,411)
	<u>(267,734)</u>	<u>-</u>	<u>(684,411)</u>	<u>(952,145)</u>
<b>Net inflow/(outflow)</b>	<u>7,437,515</u>	<u>8,661</u>	<u>(262,069)</u>	<u>7,184,107</u>
<b>2019</b>				
<b>Financial assets</b>				
Cash and cash equivalents	7,562,407	-	-	7,562,407
Financial instruments (Term deposits)	-	4,696,887	-	4,696,887
Interest free loan to Alara Resources LLC	-	-	617,667	617,667
Trade and other receivables	87,823	-	-	87,823
	<u>7,650,230</u>	<u>4,696,887</u>	<u>617,667</u>	<u>12,964,784</u>
<b>Financial liabilities</b>				
Trade and other payables	(624,424)	-	-	(624,424)
Other financial liabilities	-	-	(644,232)	(644,232)
	<u>(624,424)</u>	<u>-</u>	<u>(644,232)</u>	<u>(1,268,656)</u>
<b>Net inflow/(outflow)</b>	<u>7,025,806</u>	<u>4,696,887</u>	<u>(26,565)</u>	<u>11,696,128</u>

**(d) Fair Value of Financial Assets and Liabilities**

The carrying amount of financial instruments recorded in the financial statements represents their fair value determined in accordance with the accounting policies disclosed in Note 1. The aggregate fair value and carrying amount of financial assets at reporting date are set out in Notes 7,8 and 10. The financial liabilities at reporting date are set out in Note 14 and 17.

**(e) Fair value measurements**

The fair value of financial assets and financial liabilities must be estimated for recognition and measurement or for disclosure purposes. The Consolidated Entity's financial assets and liabilities approximate their fair values.

**ACCOUNTING POLICY NOTE**

**Financial Instruments**

Financial assets and financial liabilities are recognised when the entity becomes a party to the contractual provisions to the instrument. For financial assets, this is equivalent to the date that the entity commits itself to either the purchase or sale of the asset (i.e. trade date accounting is adopted).

Financial instruments are initially measured at fair value plus transaction costs, except where the instrument is classified 'at fair value through profit or loss', in which case transaction costs are expensed to profit or loss immediately. Subsequent to initial recognition, these instruments are measured as set out below:

- **Financial assets at fair value through profit or loss** - A financial asset is classified in this category if acquired principally for the purpose of selling in the short term or if so designated by management and within the requirements of AASB 139: Recognition and Measurement of Financial Instruments. Realised and unrealised gains and losses arising from changes in the fair value of these assets are included in the profit or loss in the period in which they arise.
- **Loans and receivables** - Loans and receivables are non-derivative financial assets with fixed or determinable payments that are not quoted in an active market and are stated at amortised cost using the effective interest rate method.
- **Financial liabilities** - Non-derivative financial liabilities are recognised at amortised cost, comprising original debt less principal payments and amortisation.

Fair value is determined based on current bid prices for all quoted investments. Valuation techniques are applied to determine the fair value for all unlisted securities, including recent arm's length transactions, reference to similar instruments and option pricing models. At each reporting date, the Consolidated Entity assesses whether there is objective evidence that a financial instrument has been impaired. Impairment losses are recognised



in the profit or loss. The Consolidated Entity's investment portfolio (comprising listed and unlisted securities) is accounted for as "financial assets at fair value through profit or loss".

#### Fair Value Estimation

The fair value of financial assets and financial liabilities must be estimated for recognition and measurement or for disclosure purposes. The fair value of financial instruments traded in active markets (such as publicly traded derivatives, and trading and available-for-sale securities) is based on quoted market prices at the reporting date. The quoted market price used for financial assets held by the Consolidated Entity is the current bid price; the appropriate quoted market price for financial liabilities is the current ask price. The fair value of financial instruments that are not traded in an active market (for example over-the-counter derivatives) is determined using valuation techniques, including but not limited to recent arm's length transactions, reference to similar instruments and option pricing models. The Consolidated Entity may use a variety of methods and makes assumptions that are based on market conditions existing at each reporting date. Other techniques, such as estimated discounted cash flows, are used to determine fair value for other financial instruments.

The nominal value less estimated credit adjustments of trade receivables and payables are assumed to approximate their fair values. The fair value of financial liabilities for disclosure purposes is estimated by discounting the future contractual cash flows at the current market interest rate that is available to the Consolidated Entity for similar financial instruments. The Consolidated Entity's investment portfolio (comprising listed and unlisted securities) is accounted for as a "financial assets at fair value through profit or loss" and is carried at fair value based on the quoted last bid prices at reporting date.

### 23. COMMITMENTS

	2020 \$	2019 \$
<b>(a) Lease Commitments</b>		
Non-cancellable operating lease commitments:		
Within 1 year	8,376	28,014
1-5 years	-	21,434
After 5 years	-	-
Total	8,376	49,448
The Group leases office space under a non-cancellable operating lease. On renewal, the terms of the lease are renegotiated. The Group does not have an option to purchase the leased asset at the expiry of the lease period.		

	2020 \$	2019 \$
<b>(b) Capital Commitments</b>		
Non-cancellable capital commitments:		
Within 1 year	-	2,502,279
1-5 years	-	234,747
After 5 years	-	-
Total	-	2,737,026

### 24. CONTROLLED ENTITIES

Investment in Controlled Entities	Controlled entity	Principal Activity	Country of Incorporation	Date of Incorporation	Jun-20	Jun-19
Alara Resources Limited (AUQ)	Parent	Exploration	Australia	6-Dec-06	100%	100%
Alara Peru Operations Pty Ltd (APO)	AUQ	Inactive	Australia	9-Mar-07	100%	100%
Alara Saudi Operations Pty Ltd (ASO)	AUQ	Management	Australia	4-Aug-10	100%	100%
Saudi Investments Pty Limited (SIV)	AUQ	Development	Australia	14-Feb-11	100%	100%
Alara Oman Operations Pty Limited (AOO)	AUQ	Management	Australia	28-Jun-10	100%	100%
Alara Kingdom Operations Pty Limited (AKO)	AUQ	Management	Australia	5-Sep-11	100%	100%
Alara Saudi Holdings Pty Limited (ASH)	AUQ	Inactive	Australia	5-Jun-13	100%	100%
Al Hadeetha Resources LLC	AOO	Exploration / Development	Oman	6-Feb-07	51%	51%
Alara Resource Ghana Limited	AUQ	Inactive	Ghana	8-Dec-09	100%	100%
Alara Peru S.A.C	APO	Inactive	Peru	1-Mar-07	100%	100%
Alara Operations LLC	AOO	Administration	Oman	01-Feb-20	100%	-

25. JOINTLY CONTROLLED ENTITIES & INVESTMENTS IN ASSOCIATES

Investment in Jointly Controlled Entities	Controlled entity	Principal Activity	Country of Incorporation	Date of Incorporation	Jun-20	Jun-19
Daris Resources LLC	AOO	Exploration	Oman	1-Dec-10	50%	50%
Alara Resources LLC	AOO	Mining Services	Oman	2-Oct-10	35%	35%

26. RELATED PARTY TRANSACTIONS

(a) Controlled and Jointly Controlled Entities

Details of the interest in controlled entities and jointly controlled entities are set out in Notes 24 and 25.

(b) Transactions with other related parties

The following transactions occurred with related parties during the year ending 30 June 2020:

(i) Director loan agreement

There was no outstanding directors' loan during the year.

TRANSACTIONS WITH KEY MANAGEMENT PERSONNEL

Key Management of the Consolidated Entity are each Director and Company Executive being a company secretary or senior managers with authority and responsibility for planning, directing and controlling the major activities of the Company or Consolidated entity. Details of key management personnel individual remuneration are disclosed in the remuneration report section of the directors' report.

Key Management Personnel remuneration includes the following expenses:

	2020 \$	2019 \$
Short term employee benefits:		
Remuneration including bonuses and allowances	1,076,295	1,001,166
<b>Total short term employee benefits</b>	<b>1,076,295</b>	<b>1,001,166</b>
Long term benefits	59,105	22,806
<b>Total other long-term benefits</b>	<b>59,105</b>	<b>22,806</b>
Post-employment benefits:		
Defined benefit pension plans	-	-
Defined contribution pension plans	-	-
<b>Total post-employment benefits</b>	<b>-</b>	<b>-</b>
Termination benefits	-	-
Share-based payments	-	-
<b>Total remuneration</b>	<b>1,135,400</b>	<b>1,023,972</b>

27. CONTINGENT ASSETS AND LIABILITIES

Contingent assets and liabilities exist in relation to certain exploration and evaluation of the Consolidated Entity subject to the continued development and advancement of the same, as described below.

- (a) **Shareholders' Agreement – Daris Resources LLC – Daris Copper-Gold Project (Oman)** – On 28 August 2010, Alara Oman Operations Pty Limited, a wholly owned subsidiary of the Company, entered into a shareholders' agreement with Daris Copper Project concession holder, Al Tamman Trading Establishment LLC (ATTE) pursuant to which Alara will invest up to a total of US\$7 million into a new joint venture company ("Daris Resources LLC" (DarisCo)) to gain up to a 70% shareholding. DarisCo was incorporated in Oman on 1 December 2010 (Alara 50%: ATTE 50%). To the extent that further funding is required, Alara is entitled to advance up to US\$4 million to DarisCo as a loan (on commercial terms and repayable as a priority before distribution of dividends) - convertible into equity in DarisCo to take Alara's interest to 70%. DarisCo has exclusive rights (to be further formalised under a management agreement with ATTE) to manage, operate and commercially exploit the concession. DarisCo is governed by a 6-member board of directors with 3 nominees (including the Chairman) from Alara and 3 nominees from ATTE.
- (b) **Shareholders' Agreement – Alara Resources LLC (Oman)** – On 8 August 2010, Alara Oman Operations Pty Limited, a wholly owned subsidiary of the Company, entered into a shareholders' agreement with Sur United International Co. LLC (SUR) pursuant to which a new joint venture company ("Alara Resources LLC" (AlaraCo)) was established to identify, secure and commercially exploit other exploration and evaluation in Oman introduced to AlaraCo by SUR. AlaraCo was incorporated in Oman on 2 October 2010. Alara contributed 100% of the initial capital of 150,000 Omani Rials (RO) (equivalent to ~A\$425,000 at that time) for its 70% shareholding interest in AlaraCo with SUR then holding the balance of 30%. Alara transferred a 35% shareholding in AlaraCo to South West Pinnacle Exploration Ltd in 2018. In January 2019 SUR transferred its 30% shareholding in AlaraCo to Al Tasnim Infrastructure Services LLC. AlaraCo now conducts the business of drilling and exploration services under a joint venture agreement between its shareholders.

- (c) **Shareholders' Agreement – Al Hadeetha Copper-Gold Project (Oman)** – On 23 November 2011, Alara Oman Operations Pty Limited (a wholly owned subsidiary of the Company) (AOOPL) entered into a shareholders' agreement with the concession holder, Al Hadeetha Resources LLC (AHR) and the then shareholders of AHR. An Amendment Agreement between Alara and Al Hadeetha Investments LLC (AHI) dated 3 August 2013 acknowledged that Alara then held a 70% shareholding in AHR and AHI held 30%. Post completion of a definitive feasibility study, the AHR Board may issue shareholders with payment notices requiring them to contribute equity funding in proportion to their shareholding. If AHI declines to make the required capital contribution to develop the Project's first mine, then Alara may elect to pay AHI the amount which AHI were required to contribute under their payment notice and (subject to Omani law) Alara may increase its economic interest in AHR to 75%. This payment shall be treated as a loan and Alara shall be entitled to 60% of all dividends in favour of AHI until such time that 25% of the total amount required under the payment notices is repaid to Alara. If an AHR shareholder's interest falls below 10%, that party shall (subject to Omani law) assign its dividend and voting rights to the other shareholder(s) in exchange for a 2% net smelter return on production payable by AHR. On 18 November 2018 AOOPL sold a 19% interest in AHR to Al Tasnim Infrastructure Services LLC (Al Tasnim). AHR is governed by a 4-member Board of directors with two nominees appointed by Alara (including the Chairman) one nominee appointed by AHI (30% shareholder) provided that it continues to own at least 21% of the shares of AHRL and one nominee appointed by Al Tasnim (19% shareholder) provided that it continues to own at least 19% of the shares of AHRL. Al Tasnim is not required to contribute any additional funds to AHI in respect of the first mine to be constructed and operated by AHR - the Al Washihi mine.
- (d) **Directors' Deeds** – The Company has entered into deeds of indemnity with each of its Directors indemnifying them against liability incurred in discharging their duties as directors/officers of the Consolidated Entity. As at the reporting date, no claims have been made under any such indemnities and accordingly, it is not possible to quantify the potential financial obligation of the Consolidated Entity under these indemnities.
- (e) **Bayan Mining LLC JV Agreement** – On 16 July 2015 Saudi Investments Pty Ltd (a wholly owned subsidiary of the Company) entered into a JV agreement with Bayan Mining LLC. 40,000,000 shares are to be issued upon satisfaction of all of the conditions precedent, which includes the granting of the Khnaiguiyah mining licence to Bayan or the JV.
- (f) **Loan to unrelated party (AHI) (Oman)** - On 26 October 2017 AHI gave a bank guarantee of OMR 30,000 to the Omani Ministry of the Environment as security for performance of the environmental obligations of AHR in connection with the Al Hadeetha Project mining licence. AHI was required to deposit the amount of the face value of the bank guarantee with its bank as security in the event that the bank guarantee is called upon. Pursuant to an agreement between the Consolidated Entity and AHI, the Consolidated Entity paid OMR 20,000 to AHI on or about that date, representing an approximation of its share of liability to contribute to the costs of remediating any unmet environmental obligations of AHR. This amount will be returned to the Consolidated Entity in the event that AHR performs its environmental obligations in relation to that mining licence.

## 28. SUBSEQUENT EVENTS

Events occurred after the balance sheet date are set out as below:

### (a) Proposed issue of 5 million options

On 27 July 2020 the Company appointed Mr Atmavireswar Sthapak as Managing Director. As part of his remuneration he will be issued 5 million options, each exercisable within one year after vesting, with an exercise price of AUD 0.03 each. The options will vest upon the Company achieving first production of saleable copper concentrate by 31 March 2022. This proposed issue is subject to Shareholders' approval, which will be sought at the 2020 AGM.

Mr Sthapak will be entitled to two further option issues, to be determined by the Board at a future date, to complete the long-term incentive element of his remuneration. It is expected that options in each of these two issues will vest upon the attainment of separate milestones relating to other aspects of the Company's development, to be decided. The Company will announce the details of these proposed options when their terms are finalised.

### (b) Covid-19

As at 21 September 2020 Oman had 94,000 cases of Covid-19 with 850 deaths from the pandemic. Government offices are open and working normally, as is Alara's Omani office. Company personnel have remained Covid-free and have continued to work, while taking necessary precautions. Former internal travel restrictions in Oman have largely been lifted. The suspension of commercial flights into and out of the Sultanate is expected to be lifted in October, although the full resumption of international travel will also depend upon policies in place at foreign airports.

The pandemic has had no substantial effect on the Company's operations and it is not expected to do so. The principal work currently underway is Front End Engineering and Design (FEED) for the Company's proposed 1 Mtpa copper concentrate plant. FEED does not require the presence of engineers on site, and was not significantly affected even by more restrictive Covid measures previously in effect.

### (c) Security for project finance facilities

Alara's 51% owned JV company, Al Hadeetha Resources LLC (AHRL) has accepted two offers of finance from separate banks in a club deal to finance the development of its proposed 1 Mtpa copper concentrate plant<sup>16</sup>. Key commercial terms, including security, are:

Finance Amount: 20m OMR in total (2 x 10m) (~AUD 71.5 million<sup>17</sup> in total)

Profit rate: 6.75% per annum, reviewable annually.

Finance term: Repayable in 28 quarterly instalments, with a three-year grace period applying to principal payments (total ten-year term).

Security: Over the AHRL mining licence and related assets; AHRL shareholder guarantees.

The Directors of the Company declare that:

1. The Financial Statements, comprising the Consolidated Statement of Profit or Loss and Other Comprehensive Income, Consolidated Statement of Financial Position, Consolidated Statement of Changes in Equity and Consolidated Statement of Cash Flows and accompanying notes as set out on pages 22 to 44, are in accordance with the *Corporations Act 2001* and:
  - (a) Comply with Australian Accounting Standards (including the Australian Accounting Interpretations) and the Corporations Regulations 2001; and
  - (b) Give a true and fair view of the Consolidated Entity's financial position as at 30 June 2020 and of its performance for the year ended on that date;
2. In the Directors' opinion there are reasonable grounds to believe that the Company will be able to pay its debts as and when they become due and payable;
3. The Remuneration Report disclosures set out (within the Directors' Report) on pages 14 to 19 (as the audited Remuneration Report) comply with section 300A of the *Corporations Act 2001*;
4. The Company has included in the notes to the Financial Statements an explicit and unreserved statement of compliance with the International Financial Reporting Standards.
5. The Directors have received the declarations required to be made to the Directors by the Managing Director (the person who performs the chief executive officer function) and Chief Financial Officer in accordance with section 295A of the *Corporations Act 2001* for the financial year ended 30 June 2020.

This declaration is made in accordance with a resolution of the Directors made pursuant to section 295(5) of the *Corporations Act 2001*.



**Atmavireshwar Sthapak**  
Managing Director

25 September 2020



Level 1, Lincoln House, 4 Ventnor Avenue, West Perth WA 6005  
P.O. Box 8716, Perth Business Centre WA 6849  
Phone (08) 9486 7094 [www.rothsayresources.com.au](http://www.rothsayresources.com.au)

INDEPENDENT AUDITOR'S REPORT TO THE MEMBERS OF  
ALARA RESOURCES LIMITED

**Report on the Audit of the Financial Report**

**Opinion**

We have audited the financial report of Alara Resources Limited ("the Company") and its controlled entities ("the Group") which comprises the consolidated statement of financial position as at 30 June 2020, the consolidated statement of profit or loss and other comprehensive income, the consolidated statement of changes in equity and the consolidated statement of cash flows for the year then ended on that date and notes to the financial statements, including a summary of significant accounting policies and the directors' declaration of the Company.

In our opinion the financial report of the Group is in accordance with the *Corporations Act 2001*, including:

- (i) giving a true and fair view of the Group's financial position as at 30 June 2020 and of its financial performance for the year ended on that date; and
- (ii) complying with Australian Accounting Standards and the *Corporations Regulations 2001*.

**Basis for Opinion**

We conducted our audit in accordance with Australian Auditing Standards. Our responsibilities under these standards are further described in the *Auditor's Responsibilities for the Audit of the Financial Report* section of this report. We are independent of the Group in accordance with the auditor independence requirements of the *Corporations Act 2001* and the ethical requirements of the Accounting Professional and Ethical Standards Board's APES 110 *Code of Ethics for Professional Accountants (Including Independence Standards)* (the "Code") that are relevant to our audit of the financial report in Australia. We have also fulfilled our other ethical responsibilities in accordance with the Code.

We confirm that the independence declaration required by the *Corporations Act 2001*, which has been given to the directors of the Company, would be in the same terms if given to the directors as at the time of this auditor's report.

We believe that the audit evidence we have obtained is sufficient and appropriate to provide a basis for our opinion.

**Key Audit Matters**

Key audit matters are those matters that, in our professional judgement, were of most significance in our audit of the financial report of the current period. These matters were addressed in the context of our audit of the financial report as a whole, and in forming our opinion thereon, and we do not provide a separate opinion on these matters.



Liability limited by a scheme approved under Professional Standards Legislation





## INDEPENDENT AUDITOR'S REPORT TO THE MEMBERS OF

## ALARA RESOURCES LIMITED (continued)

<b><i>Key Audit Matter - Cash and Cash Equivalents</i></b>	<b><i>How our Audit Addressed the Key Audit Matter</i></b>
<p>The Group's cash and cash equivalents make up 95% of total current assets by value and are considered to be the key driver of the Group's operations and exploration activities.</p> <p>We do not consider cash and cash equivalents to be at a high risk of significant misstatement, or to be subject to a significant level of judgement.</p> <p>However due to the materiality in the context of the financial statements as a whole, this is considered to be an area which had an effect on our overall strategy and allocation of resources in planning and completing our audit.</p>	<p>Our procedures over the existence of the Group's cash and cash equivalents included but were not limited to:</p> <ul style="list-style-type: none"> <li>• Testing a sample of cash payments to determine they were bona fide payments, were properly authorised and recorded in the general ledger;</li> <li>• Checking the appropriateness of foreign exchange rates used for cash and cash equivalents denominated in foreign currencies; and</li> <li>• Agreeing significant cash holdings to independent third-party confirmations.</li> </ul> <p>We have also assessed the appropriateness of the disclosures included in the financial report.</p>
<b><i>Key Audit Matter - Exploration and Evaluation Expenditure</i></b>	<b><i>How our Audit Addressed the Key Audit Matter</i></b>
<p>The Group incurred significant exploration and evaluation expenditure during the year.</p> <p>We do not consider exploration and evaluation expenditure to be at a high risk of significant misstatement, however due to the materiality in the context of the financial statements as a whole, this is considered to be an area which had an effect on our overall strategy and allocation of resources in planning and completing our audit.</p>	<p>Our procedures in assessing exploration and evaluation expenditure included but were not limited to the following:</p> <ul style="list-style-type: none"> <li>• We assessed the reasonableness of capitalising exploration and evaluation expenditure in accordance with AASB 6 <i>Exploration for and Evaluation of Mineral Resources</i>.</li> <li>• We tested a sample of exploration and evaluation expenditure to supporting documentation to ensure they were bona fide payments; and</li> <li>• We documented and assessed the processes and controls in place to record exploration and evaluation transactions.</li> </ul> <p>We have also assessed the appropriateness of the disclosures included in the financial report.</p>



INDEPENDENT AUDITOR'S REPORT TO THE MEMBERS OF  
ALARA RESOURCES LIMITED (continued)

***Other Information***

The directors are responsible for the other information. The other information comprises the information included in the Group's annual report for the year ended 30 June 2020, but does not include the financial report and our auditor's report thereon.

Our opinion on the financial report does not cover the other information and accordingly we do not express any form of assurance conclusion thereon.

In connection with our audit of the financial report, our responsibility is to read the other information and, in doing so, consider whether the other information is materially inconsistent with the financial report or our knowledge obtained in the audit or otherwise appears to be materially misstated.

If based on the work we have performed we conclude there is a material misstatement of this other information, we are required to report that fact. We have nothing to report in this regard.

***Directors' Responsibility for the Financial Report***

The directors of the Company are responsible for the preparation of the financial report that gives a true and fair view in accordance with the Australian Accounting Standards and the *Corporations Act 2001* and for such internal control as the directors determine is necessary to enable the preparation of the financial report that gives a true and fair view and is free from material misstatement whether due to fraud or error.

In preparing the financial report, the directors are responsible for assessing the ability of the Group to continue as a going concern, disclosing, as applicable, matters related to going concern and using the going concern basis of accounting unless the directors either intend to liquidate the Group or cease operations, or have no realistic alternative but to do so.

***Auditor's Responsibility for the Audit of the Financial Report***

Our objectives are to obtain reasonable assurance about whether the financial report as a whole is free from material misstatement, whether due to fraud or error, and to issue an auditor's report that includes our opinion. Reasonable assurance is a high level of assurance, but is not a guarantee that an audit conducted in accordance with Australian Auditing Standards will always detect a material misstatement when it exists. Misstatements can arise from fraud or error and are considered material if individually or in the aggregate, they could reasonably be expected to influence the economic decisions of users taken on the basis of this financial report.

A further description of our responsibilities for the audit of the financial report is located at the Auditing and Assurance Standards Board website at: [www.auasb.gov.au/Home.aspx](http://www.auasb.gov.au/Home.aspx).

We communicate with the directors regarding, amongst other matters, the planned scope and timing of the audit and significant audit findings, including any significant deficiencies in internal control that we identify during our audit.



## INDEPENDENT AUDITOR'S REPORT TO THE MEMBERS OF

## ALARA RESOURCES LIMITED (continued)

We also provide the directors with a statement that we have complied with relevant ethical requirements regarding independence, and to communicate with them all relationships and other matters that may reasonably be thought to bear on our independence and where applicable, related safeguards.

From the matters communicated with the directors, we determine those matters that were of most significance in the audit of the financial report of the current period and are therefore the key audit matters.

We describe those matters in our auditor's report unless law or regulation precludes public disclosure about the matter or when, in extremely rare circumstances, we determine that a matter should not be communicated in our report because the adverse consequences of doing so would reasonably be expected to outweigh the public interest benefits of such communications.

***Report on the Remuneration Report******Opinion on the Remuneration Report***

We have audited the remuneration report included in the directors' report for the year ended 30 June 2020.

In our opinion the remuneration report of Alara Resources Limited for the year ended 30 June 2020 complies with section 300A of the *Corporations Act 2001*.

***Responsibilities***

The directors of the Company are responsible for the preparation and presentation of the Remuneration Report in accordance with section 300A of the *Corporations Act 2001*. Our responsibility is to express an opinion on the Remuneration Report, based on our audit conducted in accordance with Australian Auditing Standards.

**Rothsay Auditing**

Dated 25 September 2020

**Daniel Dalla**  
Partner

## JORC Competent Persons Statements

The information in this announcement that relates to the feasibility study of the Al Hadeetha copper-gold project is based on information compiled by Mr Shanker Madan, who is a Member of the Australasian Institute of Mining and Metallurgy, and consultant to Alara Resources. Mr Madan has sufficient experience which is relevant to the style of mineralisation and type of deposit under consideration, and to the activity he is undertaking to qualify as a Competent Person as defined in the JORC Code, 2012 edition. Mr Madan consents to the inclusion in the announcement of the matters based on his information in the form and context in which it appears.

The information in this announcement that relates to Ore Reserve of the Al Hadeetha Project was compiled by Mr Harry Warries, who is a Fellow of the Australasian Institute of Mining and Metallurgy, and a consultant to Alara Resources. Mr Warries has sufficient experience which is relevant to the style of mineralisation and type of deposit under consideration, and to the activity which he is undertaking to qualify as a Competent Person as defined in the 2012 Edition of the 'Australian Code for Reporting of Exploration Results, Mineral Resources and Ore Reserves.' In assessing the appropriateness of the Ore Reserve estimate, Mr Warries has relied on various reports, from both internal and external sources, in either draft or final version, which form part of or contribute to the Al Hadeetha Project Feasibility Study. These reports are understood to be compiled by persons considered by Alara to be competent in the field on which they have reported. Mr Warries consents to the inclusion in the report of the information in the form and context in which it appears.


The information in this announcement that relates to JORC Resources of the Daris Copper Gold Project and the Al Hadeetha Copper-Gold Project (Oman) are based on, and fairly represents, information and supporting documentation prepared by Mr Ravi Sharma, who is a Chartered Member of The Australasian Institute of Mining and Metallurgy, Registered Member of The Society for Mining, Metallurgy and Exploration. Mr Sharma was a principal consultant to Alara Resources and has sufficient experience which is relevant to the style of mineralisation and type of deposit under consideration, and to the activity he is undertaking to qualify as a Competent Person as defined in the JORC Code, 2012 edition. Mr Sharma approves and consents to the inclusion in the report of the matters based on his information in the form and context in which it appears.

## Forward-Looking Statements

This report contains "forward-looking statements" and "forward-looking information", including statements and forecasts which include without limitation, expectations regarding future performance, costs, production levels or rates, mineral reserves and resources, the financial position of Alara, industry growth and other trend projections. Often, but not always, forward-looking information can be identified by the use of words such as "plans", "expects", "is expected", "is expecting", "budget", "scheduled", "estimates", "forecasts", "intends", "anticipates", or "believes", or variations (including negative variations) of such words and phrases, or state that certain actions, events or results "may", "could", "would", "might", or "will" be taken, occur or be achieved. Such information is based on assumptions and judgements of management regarding future events and results. The purpose of forward-looking information is to provide the audience with information about management's expectations and plans. Readers are cautioned that forward-looking information involves known and unknown risks, uncertainties and other factors which may cause the actual results, performance or achievements of Alara and/or its subsidiaries to be materially different from any future results, performance or achievements expressed or implied by the forward-looking information. Such factors include, among others, changes in market

conditions, future prices of gold and silver, the actual results of current production, development and/or exploration activities, changes in project parameters as plans continue to be refined, variations in grade or recovery rates, plant and/or equipment failure and the possibility of cost overruns.

Forward-looking information and statements are based on the reasonable assumptions, estimates, analysis and opinions of management made in light of its experience and its perception of trends, current conditions and expected developments, as well as other factors that management believes to be relevant and reasonable in the circumstances at the date such statements are made, but which may prove to be incorrect. Alara believes that the assumptions and expectations reflected in such forward-looking statements and information are reasonable. Readers are cautioned that the foregoing list is not exhaustive of all factors and assumptions which may have been used. Alara does not undertake to update any forward-looking information or statements, except in accordance with applicable securities laws.





## Issued Securities

	Quoted on ASX	Unlisted	Total
Fully paid, ordinary shares	634,886,315	-	634,886,315
<b>Total</b>	<b>634,886,315</b>	<b>-</b>	<b>634,886,315</b>

## Directors' and Employees' Unlisted Options

There are no Directors' or employees' options on issue. See the Company's Notice of Meeting for its 2020 Annual General Meeting for proposals to issue options to the Chairman and the Managing Director.

## Distribution of Fully Paid, Ordinary Shares

Spread of Holdings	No. of Holders	Number of Units	% of Issued Capital
1 - 1000	877	291,991	0.046%
1,001 - 5,000	264	613,828	0.097%
5,001 - 10,000	124	1,038,073	0.164%
10,001 - 100,000	313	12,168,746	1.917%
100,001 +	258	620,773,677	97.77%
<b>TOTAL</b>	<b>1,830</b>	<b>634,886,315</b>	<b>100%</b>

## Unmarketable parcels

	Min parcel size	Holders	Units
Minimum \$500.00 parcel at \$0.013 per unit	29,411	1,399	4,454,513

## Top 20 Ordinary Fully Paid Shareholders

Rank	Shareholder	Shares Held	% Issued Capital
1.	Mr Vikas Malu	64,142,050	10.10%
2.	Ms Meng Meng	41,824,437	6.59%
3.	Mr Vikas Jain	37,745,930	5.95%
4.	Citicorp Nominees Pty Ltd	35,576,385	5.60%
5.	Mr Justin Richard	35,319,526	5.56%
6.	Al Hadeetha Investment Services LLC	31,500,000	4.96%
7.	Metals Corners Holding Co	31,012,217	4.89%
8.	Mr Piyush Jain	24,199,437	3.81%
9.	Whitechurch Developments Pty Ltd <Whitechurch S/F A/C>	20,575,550	3.24%
10.	Mr Tyrone James Giese	17,456,189	2.75%
11.	BNP Paribas Nominees Pty Ltd	16,977,685	2.67%
12.	Mr Jay Hughes + Mrs Linda Hughes <Inkese Super A/C>	15,000,000	2.36%
13.	Ferguson Superannuation	11,817,086	1.86%
14.	Mr Pradeep Kumar Goyal	11,781,549	1.87%
15.	Mr Mohammed Saleh Alalshaikh	11,347,387	1.79%
16.	Mr. Anthony Cullen + Mrs Sue Cullen <AC&SJ Cullen Super Fund A/C>	9,649,544	1.52%
17.	Mr Peter Kelvin Rodwell	9,422,858	1.48%
18.	Mr Warren William Brown + Mrs Marilyn Helena Brown	8,664,286	1.37%
19.	Progesys International FZC	5,868,726	0.92%
20.	Thorpe Road Nominees Pty Ltd	5,622,858	0.87%
<b>Total</b>		<b>445,503,700</b>	<b>70.16%</b>

## On-Market Buy Back

There is no current on-market buy back.

### Directors

Stephen Gethin	Non-Executive Chairman
Atmavireshwar Sthapak	Managing Director
Vikas Jain	Non-Executive Director and Chair of Audit Committee
Avi Sthapak	Non-Executive Director
Sanjeev Kumar	Non-Executive Director

### Company Secretary

Dinesh Aggarwal

### Registered Office and Business Address

Suite 1.02, 110 Erindale Road  
Balcatta Western Australia 6021

PO Box 963  
Balcatta, Western Australia 6914

Telephone: + 61 8 9240 4211  
E-mail: [info@alararesources.com](mailto:info@alararesources.com)

### Auditors

Rothsay Auditing

Level 1, Lincoln House  
4 Ventnor Avenue,  
West Perth WA 6005

Website: [www.rothsayresources.com.au](http://www.rothsayresources.com.au)  
Telephone: +61 8 9486 7094

ABN: 14 129 769 151

### Share Registry

Advanced Share Registry Ltd  
110 Stirling Highway  
Nedlands, Western Australia 6009

Telephone: +61 8 9389 8033  
Facsimile: +61 8 9262 3723

Level 6, 225 Clarence Street  
Sydney, New South Wales 2000

Telephone: +61 2 8096 3502

E-mail: [admin@advancedshare.com.au](mailto:admin@advancedshare.com.au)  
Website: [www.advancedshare.com.au](http://www.advancedshare.com.au)

### Australian Securities Exchange

ASX Limited  
Level 40, Central Park  
152-158 St Georges Terrace  
Perth, Western Australia 6000

**ASX Code:** AUQ

### Corporate Governance Statement

The Company's Corporate Governance Statement is available on the Company's Website: [www.alararesources.com](http://www.alararesources.com)

**Website:** [www.alararesources.com](http://www.alararesources.com)

